


Russian Ministry of Science and Higher Education Ulyanovsk State University	Form	
F-Working Discipline Program		



APPROVED

decision of the Institute's Scientific Council
 Medicine, Ecology and Physical Culture of ULSU

June 19, 2019, Protocol 10/220

Chairman V.I. Midlenko

(signature, transcript of the signature)

"June 22, 2020"

DISDISCIPLINARY WORKING PROGRAMME
BASIC PROFESSIONAL DEGREE PROGRAM (BPDP)

Discipline	Obstetrics and gynecology
Faculty	Medical
Department	Obstetrics and Gynecology
Course	4,5,6 (7-12 half)

Direction (specialty) 31.05.01. "Medical business" (with the development of part of the program in English)

Form of training full-time
full-time, part-time, part-time (indicate only those that are implemented)

Date of introduction to the educational Ulyanovsk State University: «1» september 2020 year

The program is updated at the meeting of the department: protocol №1 from the 01.09 2021

The program is updated at the meeting of the department: protocol № 1 from the 01.09.2022


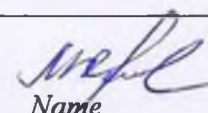
The program was updated at the meeting of the department: protocol №1 31.08.2023


The program was updated at the meeting of the department: protocol №1 30.08.2024

The program was updated at the meeting of the department: protocol № _____ 20__

Developer information:

Name	Department	Post Degree, rank
Tadzhieva V.D.	Obstetrics and Gynecology	Docent of the Department of Obstetrics and Gynecology
<u>Trubnikova L.I.</u>		Head of the Department of Obstetrics and Gynecology, Professor

Agreed	Agreed
Head of the Department of Obstetrics and gynecology, implementing discipline	Head of the Graduating Department hospital therapy
<u>Trubnikova L.I.</u> /  / Name Signature «22» June 2020 year	<u>/Vise-Khripunova M.A.</u> /  / Name Signature «22» June 2020 year

Russian Ministry of Science and Higher Education Ulyanovsk State University	Form	
F-Working Discipline Program		

1. PURPOSE AND OBJECTIVES OF DEVELOPMENT OF DISCIPLINE:

- **Learning objectives:**

The purpose of teaching obstetrics and gynecology is to train a highly qualified physician with some knowledge of obstetrics and gynecology, taking into account further training and professional activities in the medical profession. Based on knowledge of normal, pathological anatomy, topographical anatomy, normal and pathological physiology of the reproductive system of women, symptoms of the most important forms of pathological conditions of female genitalia, the student should be able to logically substantiate the diagnosis of diseases, conduct differential diagnosis, therapy, prevention and rehabilitation of pregnant women, women in childbirth and maternity patients, to be able to provide medical care to patients pregnant women, women in labor, newborns and patients with gynaecological diseases. To have an algorithm for conducting physiological pregnancy and childbirth in the occipital order in accordance with the order of medical care and federal clinical recommendations, conducting physiological pregnancy and childbirth in the reception of normal births.

Disciplinedevelopment:

1. Familiarity with the organization of obstetric and gynaecological hospitals, women's consultation, the main indicators of their activities, regulatory and legal documentation regulating the work of the health care system.
2. Independent medical documentation (birth history, medical history, outpatient maps of women).
3. Mastering the main stages of medical and diagnostic work with pregnant women, mothers and maternity patients, gynecological patients in the process of independent medical activity in the control and correction of her teacher, leading practical classes.
4. Assimilation and consolidation of practical skills on the simulator and at the bedside of a pregnant woman, mother, maternity and gynecological patient.
5. Formation of the ability to make and substantiate a clinical diagnosis, to conduct a differential diagnosis of pathological conditions of pregnant women, maternity, maternity and gynecological patients, complications of pregnancy, childbirth and postpartum period, gynecological diseases, with the appointment of treatment, prevention and rehabilitation.
6. Sanitary education among pregnant women and maternity patients, gynecological patients.

2. A PLACE OF DISCIPLINES IN THE STRUCTURE OF BASIC PROFESSIONAL DEGREE PROGRAM (BPDP)

The study of obstetrics and gynecology is carried out in 4-6 courses (VII-XII semesters). In accordance with the FGOS, the discipline B1.B.27 "Obstetrics and Gynecology" refers to the **basic part of the professional cycle**.

Total labour capacity is 15 ZET (540 academic hours)

The basic basis for studying the subject is laid on junior courses, in the departments of anatomy, physiology, biochemistry, pharmacology, propedastics of internal diseases and radiation diagnostics, general surgery (previous training). At the same time, the relevant departments study pathological physiology, pathological anatomy, microbiology, immunology, virology. Discipline requires the knowledge, skills and skills that previous disciplines/practices have:

List of competencies

Obstetrics and Gynecology in the field of **specialty** 31.05.01 "Medical work" showing the stages of their formation in the process of **mastering**

BASIC PROFESSIONAL DEGREE PROGRAM (BPDP)

Half	Discipline	Competence				
		GPC-8	GPC-9	PC-9	PC-11	PC-12
1-3	Anatomy		+			+
2	Embryonic development of body tissues		+			
2,3	Gystology, embryology, cytology		+			
2,3	Biochemistry		+			
3	Neuroanatomy		+			
3,4	Normal physiology		+			
3,4	Immunology	+				
4	Safety		+			
4	Physiology of visceral systems		+			
3,4,6	Biopsychosocial approach to medical rehabilitation		+			
4,5	General surgery. Introduction to the specialty.	+				
5	Medical rehabilitation	+	+			
5	Clinical Psychology					
5,6	The propedeutation of internal diseases. Introduction to specialty		+			
5,6	Pathological anatomy		+			
5,6	Pharmacology	+				
5,6	Pathophysiology, clinical pathophysiology		+			
6	Pathophysiology of extreme states		+			
7	Dentistry	+		+		
7,8	Neurology, medical genetics, neurosurgery	+		+		
7,8	Faculty therapy	+				
7,8	Faculty Surgery				+	
7-10	Practical application of the		+			

	International Classification of Functioning in Rehabilitation in Various Pathologies					
7-12	Obstetrics and gynecology	+	+	+	+	+
8	Dermatovenerology	+			+	
9	Psychiatry, Medical Psychology	+				
9	Ophthalmology			+		
9	Endocrinology	+				
9-11	Hospital surgery, pediatric surgery	+		+		
9-10	Infectious diseases	+			+	
9-12	Hospital therapy	+				
9-12	Polyclinic therapy	+		+		
10	Modern problems of miscarriage			+		
10	Forensic medicine		+			
10	Traumatology, orthopedics				+	
10	Diabetes and emergency endocrinology	+			+	
11	Current issues of obstetrics and gynecology				+	
11	Anesthesiology, resuscitation and intensive care	+			+	
11	Clinical pharmacology	+				
11	Current issues of internal diseases	+				
11	Current hospital surgery issues	+				
12	Surgical gastroenterology and endoscopy		+		+	
12	Oncology, radiation therapy			+		
12	Physiatrics	+				
12	Diagnosis and treatment of offpulmonary tuberculosis	+				
12	Palliative medicine	+			+	
12	Current HIV issues	+				
4	Assistant Nurse's Tent	+				
6	Procedural nurse's assistant	+				
6	Nurse's assistant	+				
8	Clinical practice (Hospital Physician Assistant)				+	+
10	Practice on obtaining professional skills and professional experience (Assistant doctor of an outpatient and polyclinic institution).			+		
12	Preparing for passing and passing the state exam	+	+	+	+	+

3. A LIST OF INTENDED LEARNING OUTCOMES ON DISCIPLINE (MODULE), CORRELATED WITH THE PLANNED LEARNING OUTCOMES OF THE BASIC PROFESSIONAL DEGREE PROGRAM

Code and name of the implemented competence	List of planned learning outcomes in the discipline (module), correlated with indicators of competence achievement
<p>GPC-8 Readiness for medical use of drugs and other substances and their combinations in solving professional problems</p>	<p>Know:</p> <ul style="list-style-type: none"> • fundamentals of the legislation of the Russian Federation, the main normative and technical documents on maternal and child health; • fundamentals of insurance medicine in the Russian Federation, the structure of the modern health care system of the Russian Federation, the activities of bodies and institutions of the health care system; • medical use of drugs and other substances and their combinations in the treatment of complications of pregnancy, childbirth, postpartum period and women with various gynecological diseases, for the prevention of complications and rehabilitation after treatment; • fundamentals of preventive medicine aimed at improving the health of the female population; • bases of application of methods of evidence-based medicine at an assessment of a state of health of the female population and pregnant women, activity of medical institutions and in scientific researches; • fundamentals of organization of outpatient and inpatient care for gynecological patients, pregnant women, women in labor and maternity, modern organizational forms of work and diagnostic capabilities of the polyclinic service; • principles of clinical observation of gynecological patients, rehabilitation of patients; • maintenance of standard accounting and reporting medical documentation in medical institutions of the health care system, the implementation of the examination of disability; • etiology, pathogenesis, diagnosis, treatment and prevention of the most common gynecological diseases of women; • clinical picture, features of the course and possible complications of the most common gynecological diseases of women; • clinical manifestations of the main syndromes requiring surgical treatment; features of medical care for women in emergency conditions; • modern methods of clinical laboratory and instrumental diagnostics of gynecological patients, General principles and features of diagnostics of hereditary diseases and congenital anomalies; • organization of obstetric and gynecological care to the population, diagnosis and management of pregnancy; diagnosis,

	<p>treatment and rehabilitation of women with gynecological diseases;</p> <p>clinical and pharmacological characteristics of the main groups of drugs and rational choice of specific drugs in the treatment of major pathological syndromes, diseases and emergencies in pregnant women and gynecological.</p> <p>Could:</p> <ul style="list-style-type: none"> • analyze and evaluate the quality of medical care, women's health, the impact of lifestyle factors, the environment and the organization of medical care; • to participate in the organization and provision of medical and preventive, sanitary and anti-epidemic, preventive and rehabilitation assistance to women; • use drugs and other substances and their combinations in the treatment of complications of pregnancy, childbirth, postpartum period and women with various gynecological diseases, for the prevention of complications and rehabilitation after treatment; • collect anamnesis; conduct a survey of the patient and her relatives, conduct a physical examination (examination, palpation, auscultation, blood PRESSURE measurement, determination of pulse characteristics, respiratory rate, etc.), gynecological examination, send for laboratory and instrumental examination, for consultation with specialists; • to interpret the results of the examination, to make a preliminary diagnosis to the patient, to outline the scope of additional studies to clarify the diagnosis; to formulate a clinical diagnosis; • to develop a gynecological patient treatment plan taking into account the course of the disease, the age of the patient, to choose and prescribe drug therapy, to use methods of non-drug treatment, to carry out rehabilitation activities; • maintain medical records of various types in outpatient and inpatient facilities. <p>Possess:</p> <ul style="list-style-type: none"> • methods of maintaining medical records in the antenatal clinic and maternity hospital; • assessments of the health status of the female population. • methods of General clinical examination of women; • the use of drugs and other substances and their combinations in the treatment of complications of pregnancy, childbirth, postpartum period and women with various gynecological diseases, for the prevention of complications and rehabilitation after treatment; • interpretation of results of laboratory, instrumental methods of
--	--

	<p>diagnostics at patients; algorithm of statement of the preliminary diagnosis with the subsequent direction them on additional inspection and to doctors-experts; algorithm of statement of the developed clinical diagnosis.</p> <ul style="list-style-type: none"> • algorithms of treatment of the most common diseases and conditions of obstetric and gynecological profile.
<p>GPC-9 Ability to assess morphofunctional, physiological States and pathological processes in the human body to solve professional problems</p>	<p>Know:</p> <ul style="list-style-type: none"> • clinical picture, features of the course and possible complications of the most common gynecological diseases of women; • clinical manifestations of the main syndromes requiring surgical treatment; features of medical care for women in emergency conditions; • assessment of morphofunctional, physiological States and pathological processes in the human body for the diagnosis of complications of pregnancy, childbirth, postpartum period and various gynecological diseases, • modern methods of clinical laboratory and instrumental diagnostics of gynecological patients, General principles and features of diagnostics of hereditary diseases and congenital anomalies; • organization of obstetric and gynecological care to the population, diagnosis and management of pregnancy; diagnosis, treatment and rehabilitation of women with gynecological diseases; • clinical and pharmacological characteristics of the main groups of drugs and rational choice of specific drugs in the treatment of major pathological syndromes, diseases and emergencies in pregnant women and gynecological <p>Could:</p> <ul style="list-style-type: none"> • collect anamnesis; conduct a survey of the patient and her relatives, conduct a physical examination (examination, palpation, auscultation, blood PRESSURE measurement, determination of pulse characteristics, respiratory rate, etc.), gynecological examination, send for laboratory and instrumental examination, for consultation with specialists; • to interpret the results of the examination, to make a preliminary diagnosis to the patient, to outline the scope of additional studies to clarify the diagnosis; to formulate a clinical diagnosis; • to assess the morphofunctional, physiological States and pathological processes in the human body for the diagnosis of complications of pregnancy, childbirth, postpartum period and various gynecological diseases • to develop a gynecological patient treatment plan taking into

	<p>account the course of the disease, the age of the patient, to choose and prescribe drug therapy, to use methods of non-drug treatment, to carry out rehabilitation activities;</p> <ul style="list-style-type: none"> maintain medical records of various types in outpatient and inpatient facilities. <p>Possess:</p> <ul style="list-style-type: none"> assessments of the health status of the female population. methods of General clinical examination of women; assessment of morphofunctional, physiological States and pathological processes in the human body for the diagnosis of complications of pregnancy, childbirth, postpartum period and various gynecological diseases interpretation of results of laboratory, instrumental methods of diagnostics at patients; algorithm of statement of the preliminary diagnosis with the subsequent direction them on additional inspection and to doctors-experts; algorithm of statement of the developed clinical diagnosis. <p>algorithms of treatment of the most common diseases and conditions of obstetric and gynecological profile.</p>
<p>PC-9 Readiness for management and treatment of patients with various nosological forms in outpatient and day hospital conditions</p>	<p>Know:</p> <ul style="list-style-type: none"> clinical picture, features of the course and possible complications of the most common gynecological diseases of women; clinical manifestations of the main syndromes requiring surgical treatment; features of medical care for women in emergency conditions; management and treatment of complications of pregnancy, childbirth, postpartum period and various gynecological diseases in outpatient and day hospital conditions modern methods of clinical laboratory and instrumental diagnostics of gynecological patients, General principles and features of diagnostics of hereditary diseases and congenital anomalies; organization of obstetric and gynecological care to the population, diagnosis and management of pregnancy; diagnosis, treatment and rehabilitation of women with gynecological diseases; clinical and pharmacological characteristics of the main groups of drugs and rational choice of specific drugs in the treatment of major pathological syndromes, diseases and emergencies in pregnant women and gynecological <p>Could:</p> <ul style="list-style-type: none"> collect anamnesis; conduct a survey of the patient and her

	<p>relatives, conduct a physical examination (examination, palpation, auscultation, blood PRESSURE measurement, determination of pulse characteristics, respiratory rate, etc.), gynecological examination, send for laboratory and instrumental examination, for consultation with specialists;</p> <ul style="list-style-type: none"> • manage and treat complications of pregnancy, childbirth, postpartum period and various gynecological diseases in outpatient and day hospital settings • to interpret the results of the examination, to make a preliminary diagnosis to the patient, to outline the scope of additional studies to clarify the diagnosis; to formulate a clinical diagnosis; • to develop a gynecological patient treatment plan taking into account the course of the disease, the age of the patient, to choose and prescribe drug therapy, to use methods of non-drug treatment, to carry out rehabilitation activities; • maintain medical records of various types in outpatient and inpatient facilities. <p>Possess:</p> <ul style="list-style-type: none"> • assessments of the health status of the female population. • methods of General clinical examination of women; • management and treatment of complications of pregnancy, childbirth, postpartum period and various gynecological diseases in outpatient and day hospital conditions • interpretation of results of laboratory, instrumental methods of diagnostics at patients; algorithm of statement of the preliminary diagnosis with the subsequent direction them on additional inspection and to doctors-experts; algorithm of statement of the developed clinical diagnosis. • algorithms of treatment of the most common diseases and conditions of obstetric and gynecological profile.
<p>PC-11 Readiness to participate in the provision of emergency medical care in conditions requiring urgent medical intervention</p>	<p>Know:</p> <ul style="list-style-type: none"> • clinical picture, features of the course and possible complications of the most common gynecological diseases of women; • clinical manifestations of the main syndromes requiring surgical treatment; features of medical care for women in emergency conditions; • measures to provide emergency medical care for conditions requiring urgent medical intervention: complications of pregnancy, childbirth, postpartum period and various gynecological diseases • modern methods of clinical laboratory and instrumental diagnostics of gynecological patients, General principles and features of diagnostics of hereditary diseases and congenital anomalies; • organization of obstetric and gynecological care to the

	<p>population, diagnosis and management of pregnancy; diagnosis, treatment and rehabilitation of women with gynecological diseases;</p> <ul style="list-style-type: none"> • clinical and pharmacological characteristics of the main groups of drugs and rational choice of specific drugs in the treatment of major pathological syndromes, diseases and emergencies in pregnant women and gynecological <p>Could:</p> <ul style="list-style-type: none"> • collect anamnesis; conduct a survey of the patient and her relatives, conduct a physical examination (examination, palpation, auscultation, blood PRESSURE measurement, determination of pulse characteristics, respiratory rate, etc.), gynecological examination, send for laboratory and instrumental examination, for consultation with specialists; • to interpret the results of the examination, to make a preliminary diagnosis to the patient, to outline the scope of additional studies to clarify the diagnosis; to formulate a clinical diagnosis; • provide emergency medical care for conditions requiring urgent medical intervention: complications of pregnancy, childbirth, postpartum period and various gynecological diseases • to develop a gynecological patient treatment plan taking into account the course of the disease, the age of the patient, to choose and prescribe drug therapy, to use methods of non-drug treatment, to carry out rehabilitation activities; • maintain medical records of various types in outpatient and inpatient facilities. <p>Possess:</p> <ul style="list-style-type: none"> • assessments of the health status of the female population. • methods of General clinical examination of women; • providing emergency medical care for conditions requiring urgent medical intervention: complications of pregnancy, childbirth, postpartum period and various gynecological diseases • interpretation of results of laboratory, instrumental methods of diagnostics at patients; algorithm of statement of the preliminary diagnosis with the subsequent direction them on additional inspection and to doctors-experts; algorithm of statement of the developed clinical diagnosis. • algorithms of treatment of the most common diseases and conditions of obstetric and gynecological profile.
--	--

<p>PC-12 Readiness to conduct physiological pregnancy,</p>	<p>Know:</p> <ul style="list-style-type: none"> • management of physiological pregnancy, examination algorithm, monitoring of fetal condition, preventive treatment
---	---

delivery	<ul style="list-style-type: none"> • the biomechanism of labor at physiological course of childbirth • management of 1 period of labor • management of 2 periods of labor • removal of the head and handles of the fetus • assessment of the fetus on the Apgar scale • management of 3 periods of labor <p>Could:</p> <ul style="list-style-type: none"> • conduct physiological pregnancy • to conduct 1 period childbirth • to wage 2 period childbirth • to withdraw the head and handles of the fruit • assess the condition of the fetus on the Apgar scale • to conduct 3 period childbirth <p>Possess:</p> <ul style="list-style-type: none"> • management of physiological pregnancy • management of 1 period of labor • management of 2 periods of labor • excretion of the head and handles of the fetus • assessment of fetal status on the Apgar scale • management of 3 periods of labor
-----------------	--

4. TOTAL WORKLOAD OF DISCIPLINE

4.1. The amount of discipline in credit units (total) - 15

4.2. The volume of discipline by type of educational work (in hours) - 540

Type of study	Number of hours (full-time education)							
	Total according to plan		Including semesters					
	Credits (3ET)	Clock/Interactive	4 course		5 course		6 course	
Semesters			VII	VIII	IX	X	XI	XI I
1	2	3	4	5	6	7	8	9
Contact work of students with the teacher / including in interactive form	9	332 /45* /332 **	66/6* /66**	86/9* /86**	54/9* /54**	36/9* /36**	90/12* /90**	
Auditory lessons:		332	66	86	54	36	90	
Lectures		72	18	18	18		18	
Practical and seminar classes by teacher / incl. in interactive form		260	48/6	68/9	36/9	36/9	72/12	
Independent work	5	172	42	58	18	18	36	
The form of current knowledge control and control independent work: testing, counter. work, colloquium, abstract, etc. (not less than 2 types)	Testing Solution task History Childbirth Disease history Report		Testing Solution task History Childbirth Report	Testing Solution task History Childbirth Report	Testing Solution task Disease history Report	Testing Solution task Disease history Report	Testing Solution task Supervision of pregnant women Report	
Types of intermediate certification (exam, test)	1	36	credit	credit	credit	credit	Exam 36	
Total hours for discipline	15 3ET	540 15 3ET	108 3 зет	144 4 зет	72 2 зет	54 1,5 зет	162 4,5 зет	

* number of hours spent online

«**If it is necessary to use partially / exclusively distance learning technologies in the educational process, the table, through a slash, indicates the number of hours of work of teaching staff with students to conduct classes in a remote format using e-learning»;

4.3. The content of the discipline (module.) Distribution of hours by topics and types of academic work:

Full-time form of education

Title and sections and topics	Total	Types of Training				Independent work	Current knowledge control form
		Auditory lessons			Lesson in interactive form		
		lectures	Practical lessons seminar				
1	2	3	4		6		
Section 1 Obstetrics VII-VIII							
1. The subject of obstetrics. The principles of the organization of obstetric and gynecological care in Russia. Performance indicators obstetric hospital.	2	2					
2. Ovarian menstrual cycle	14	2			12	Report	
3. Fertilization. Stages of fetal development.	14	2			12	Report	
4. Changes in the body of a woman during pregnancy.	14	2			12	Report	
5. Physiological mechanisms of regulation of labor. The course and management of normal childbirth.	2	2					
6. Contracted pelvis. Classification, diagnosis, management of pregnancy and childbirth.	2	2					
7. Anomalies patrimonial activity.	2	2					
8. Perinatology as a science. The concept of a feto-placental unit. The influence of harmful factors on the fetus.	14	2			12	Report	
9. Hypoxia of the fetus and asphyxia of the newborn.	2	2					
10. Birth injury to mother and fetus.	18	2			16	Report	
11. Bleeding in the first half of pregnancy.	2	2					
12. Bleeding in the second half of pregnancy, in the placental stage and early postpartum periods	22	2					
13. Postpartum septic diseases.	2	2					
14. Extragenital pathology and pregnancy	26	2			24	Report	
15-16. preeclampsia and eclampsia (etiology, pathogenesis, clinic, diagnosis and treatment).	4	4					
17. Miscarriage, postponement of pregnancy.	14	2			12	Report	
18. Cesarean section in modern obstetrics.	2	2					
1. The subject of obstetrics. The principles of the organization of obstetric and gynecological care in Russia. Performance indicators obstetric hospital.	6		6			Testing Solution task History Childbirth Report	

2. The birth canal and the fetus as an object of childbirth. Obstetric terminology.	6		6			Testing Solution task History Childbirth Report
3. The biomechanism of childbirth with anterior and posterior types of occipital presentation. Extensor presentation of the fetus.	6		6	3		Testing Solution task History Childbirth Report
4. Contracted pelvis. Classification, diagnosis, management of pregnancy and childbirth.	6		6	3		Testing Solution task History Childbirth Report
5. Diagnosis of pregnancy early and late. Methods of examination of pregnant women and women in childbirth.	6		6			Testing Solution task History Childbirth Report
6. Pelvic presentation. Features of the clinic and birth management. Manual benefits for pelvic presentation. Removal of the fetus by the pelvic pole	6		6	3		Testing Solution task History Childbirth Report
7. Transverse position of the fetus. The classic rotation of the fetus on the leg. Embryotomy surgery.	6		6	3		Testing Solution task History Childbirth Report
8. Physiological mechanisms of regulation of labor. The course and management of normal childbirth.	6		6			Testing Solution task History Childbirth Report
9. Anomalies of labor	6		6			Testing Solution task History Childbirth Report
10. Physiological postpartum period. Primary and secondary treatment of newborns, management of newborns. The concept of the perinatal period.	6		6			Testing Solution task History Childbirth Report
11. Hypoxia of the fetus and asphyxia of the newborn.	6		6			Testing Solution task History Childbirth Report
12. Postpartum septic diseases.	6		6			Testing Solution task History Childbirth Report
13. Bleeding in the first half of pregnancy. Immunological incompatibility of mother and fetus. ABO hemolytic disease of the newborn.	6		6			Testing Solution task History Childbirth Report

14. Bleeding in the second half of pregnancy, in third stage of labor and early postpartum periods	6		6			Testing Solution task History Childbirth Report
15. Preeclampsia / eclampsia (etiology, pathogenesis, clinical features, diagnosis and treatment).	6		6			Testing Solution task History Childbirth Report
16. Cesarean section in modern obstetrics.	6		6			Testing Solution task History Childbirth Report
17. Obstetrical forceps. Vacuum assisted delivery	6		6	3		Testing Solution task History Childbirth Report
18. The structure and organization of work of antenatal clinics. Key performance indicators. Features of clinical examination of pregnant high-risk groups. Toxicosis I half of pregnancy	8		8			Testing Solution task History Childbirth Report
19. Protection labor and delivery medical record Credt	6		6			credit
in total 7 3ET	252/15	36	116	15	100	History Childbirth
Section 2. Gynecology IX-X						
1. Organization of gynecological care in Russia. The structure and organization of the gynecological hospital, performance indicators.	3				3	Report
2. Female genital anatomy. Research methods in gynecology.	6		6	3		Testing Solution task Disease history Report
3. Ovarian menstrual cycle and its regulation. Functional Diagnostic Tests.	7	2	5			Testing Solution task Disease history Report
4. Menstrual irregularities (classification, etiopathogenesis, diagnosis, general principles of therapy).	3				3	Report
5. Amenorrhea. Hypomenstrual syndrome.	9		6		3	Testing Solution task Disease history Report
6. Neuro-Endocrine Syndromes	10	2	5		3	Testing Solution task Disease history

						Report
7. Uterine myoma	8	2	6	3		Testing Solution task Disease history Report
8. Эндометриоз	7	2	5		3	Testing Solution task Disease history Report
9. Abnormal uterine bleeding. Hyperplastic processes of the endometrium. Uterine cancer	8	2	6	3		Testing Solution task Disease history Report
10. Inflammatory diseases of the female genital organs of nonspecific and specific etiology.	7	2	5			Testing Solution task Disease history Report
11. Benign and precancerous diseases of the cervix. Cervical cancer.	8	2	6	3		Testing Solution task Disease history Report
12. Benign ovarian tumors. Ovarian cancer	5		5	3		Testing Solution task Disease history Report
13. Infertile marriage.	8	2	6			Testing Solution task Disease history Report
14. Family planning. Modern contraceptives.	7	2	5	3		Testing Solution task Disease history Report
15. Clinical examination of gynecological patients. Day hospitals. Risk groups	6				6	Report
16. Endoscopic methods in gynecology	3				3	Report
17. Acute abdomen in gynecology	3				3	Report
18. Physiotherapeutic and balneological methods of treatment of gynecological patients	6				6	Report
19. Trophoblastic disease	3				3	Report
20. Protection labor and delivery medical record	6		6			Credit
Итого: 3,5 ZET	126/18	18	72	18	36	Disease history
Section 3. Obstetrics and Gynecology (XI-XII)						

1. Abnormal uterine bleeding. Hyperplastic processes of the endometrium.	7		7			Testing Solution task Supervision of pregnant women Report
2. Uterine myoma	7		7	3		Testing Solution task Supervision of pregnant women Report
3. Endometriosis	6		6			Testing Solution task Supervision of pregnant women Report
4. Inflammatory diseases of the female genital organs of nonspecific and specific etiology.	7		7			Testing Solution task Supervision of pregnant women Report
5. Benign and precancerous diseases of the cervix. Cervical cancer	6		6	3		Testing Solution task Supervision of pregnant women Report
6. Bleeding in the first half of pregnancy, diagnosis, treatment, prevention, prognosis. Premature birth. Premature detachment of a normally located placenta. Placenta previa. Pregnancy and childbirth Bleeding in the second half of pregnancy	7		7			Testing Solution task Supervision of pregnant women Report
7. Bleeding in the successive and early postpartum periods. Modern methods of stopping uterine bleeding. Uterine rupture.	7		7			Testing Solution task Supervision of pregnant women Report
8. Preeclampsia and eclampsia, modern classification and treatment of severe forms.	7		7			Testing Solution task Supervision of pregnant women Report
9. Cesarean section in modern obstetrics.	6		6	3		Testing Solution task Supervision of pregnant women Report
10. Postpartum Septic Disease	7		7			Testing Solution task Supervision of pregnant women

						Report
11. Intrauterine hypoxia of the fetus. Modern methods for diagnosing the condition of the fetus: chronic and acute fetal hypoxia. Asphyxia of the newborn, resuscitation measures	6		6	3		Testing Solution task Supervision of pregnant women Report
12. Massive obstetric bleeding. Hemorrhagic shock. DIC - syndrome	2	2				
13. Preeclampsia and eclampsia, modern classification and treatment of severe forms.	2	2				
14. Placental insufficiency and fetal development retardation syndrome	2	2				
15. Septic shock. Obstetric Peritonitis	2	2				
16. Abnormal uterine bleeding.	2	2				
17. The principles of hormone therapy in gynecology.	2	2				
18. Inflammatory diseases of the genitals of a specific etiology. Sexually Transmitted Diseases.	2	2				
19. Acute abdomen in gynecology	2	2				
20. Neuro-Endocrine Syndromes	2	2				
21 Immunological conflict and pregnancy. Hemolytic disease of the newborn (neonatology)	6				6	Report
22. Anemia of pregnant	6				6	Report
23. Kidney Disease and Pregnancy	6				6	Report
24 Gestational diabetes	6				6	Report
25 Hypertensive disorders during pregnancy, childbirth and the postpartum period	6				6	Report
26 Pregnancy and diseases of the cardiovascular system	6				6	Report
Exam						36
Итого	4,5 ЗЕТ	162/12	18	72	12	36

Section 1. Obstetrics (VII-VIII)


Theme 1. Subject of obstetrics. Principles of organization of obstetric and gynecological care in Russia. Indicators of obstetric hospital.

Subject of obstetrics, the main stages of development of obstetrics. Indicators of obstetric hospital. Domestic obstetric and gynecological school and its leaders. The role of domestic scientists in the development of obstetrics. Brief history of the Department of Obstetrics and Gynecology USU.

Theme 2. Ovarian-menstrual cycle.

The main periods in a woman's life. The formation of specific functions of the female body: menstrual, reproductive. Regulation of ovarian-menstrual cycle. Hormones and their biological role.

Theme 3. Fertilization, stages of fetal development.

Russian Ministry of Science and Higher Education Ulyanovsk State University	Form	
F-Working Discipline Program		

Fertilization and development of the ovum. Implantation, organogenesis, placentation.

Theme 4. *Changes in a woman's body during pregnancy.*

Changes in a woman's body during pregnancy. Methods of research during pregnancy. Diagnosis of early and late pregnancy.

Theme 5. *Physiological mechanisms of regulation of labor activity. Course and management of normal births.*

Causes of childbirth. Prostaglandin theory of the development of labor. Regulation of labor activity. The concept of the readiness of the body for childbirth. Stage of labor. Duration of labor. Labor management.

Theme 6. *Narrow pelvises. Classification, diagnosis, management of pregnancy and childbirth.*

Definition. Classification of anatomically narrow pelvises by shape and degree of narrowing. Clinically narrow pelvis. Etiology, biomechanisms in different forms of narrowing of the pelvis, peculiarities of labor. Diagnosis of clinically narrow pelvis, tactics of pregnancy and delivery.

Theme 7. *Anomalies of labor activity.*

Disorders of contractile activity of the uterus, classification, etiology, clinic, diagnosis and basic principles of treatment.

Theme 8. *Perinatology as a science. The concept of a fetoplacental unit. Fetoplacental insufficiency. Influence of harmful factors on the fetus.*

Perinatal period, perinatal morbidity and mortality. The doctrine of the fetoplacental system. Placental insufficiency and methods of its diagnosis. Intrauterine hypoxia and fetal development delay, methods of its prevention and therapy. Critical periods of embryogenesis. The effect on the embryo and fetus damaging factors of the external environment.

Theme 9. *Fetal hypoxia and neonatal asphyxia.*

The gas exchange of the fetus and the peculiarities of homeostasis in the process of childbirth. Assessment of the newborn on the Apgar score. Neonatal asphyxia and principles of therapy depending on the severity of the condition.

Theme 10. *Birth trauma of mother and fetus.*

Ruptures of the uterus, perineum, cervix, vagina, causes, clinic, treatment. Prevention.

Theme 11. *Bleeding in the first half of pregnancy.*

Spontaneous abortion; ectopic pregnancy; blistering. Etiology, diagnosis, clinic, treatment principles.

Theme 12. *Bleeding of the second half of pregnancy, bleeding in the postpartum and early postpartum periods.*

Placenta previa, placental abruption. Etiology, pathogenesis; clinic, diagnosis, course. Violation of the processes of separation and allocation of the afterbirth. Causes, diagnosis, treatment. Hypo- and atonic state of the uterus. Etiology, pathogenesis, clinic, treatment. Hemorrhagic shock, thrombohemorrhagic syndrome. Modern principles of treatment.

Theme 13. *Postpartum septic diseases.*


Classification, etiology, pathogenesis. Clinic, diagnosis, treatment and prevention of postpartum septic diseases (postpartum ulcers, endometritis, parametritis, salpingoophoritis, pelvioperitonitis). Septic shock. Clinic, diagnosis, therapy.

Theme 14. *Extragenital pathology and pregnancy.*

Diseases of the cardiovascular system and pregnancy (heart disease, hypertension, hypotension). Diseases of the respiratory, digestive, kidney, nervous system, endocrine glands and pregnancy.

Theme 15-16. *Preeclampsia / eclampsia (etiology, pathogenesis, clinic, diagnosis and treatment).*

Classification, etiology, pathogenesis. Clinic and diagnosis. Basic principles of treatment.

Russian Ministry of Science and Higher Education Ulyanovsk State University	Form	
F-Working Discipline Program		

Prevention of preeclampsia in women's consultation.

Theme 17. Miscarriage and prolonged pregnancy.

Miscarriage and premature birth. Etiology. The course of premature birth, their management. The concept of prolonged and post-term pregnancy. Etiology, pathogenesis, management of pregnancy and childbirth.

Theme 18. Caesarean section in modern obstetrics.

History of caesarean section. Classification. Absolute and relative indications for cesarean section, conditions, contraindications, technique of corporal caesarean section and cesarean section in the lower uterine segment. Advantages and disadvantages of each method. Management of the postoperative period.

Section 2. Gynecology (IX-X).

Theme 1. Ovarian-menstrual cycle and its regulation. Functional diagnostics tests.

Collection of complaints, anamnesis, general and gynecological examination. Ovarian and uterine cycles. Hypothalamic-pituitary regulation. Steroid hormones and their biological effect on target organs. Functional diagnostics tests and their interpretation.

Theme 2. Abnormal uterine bleeding. Endometrial hyperplastic processes. Cancer of the uterine body.

Definition of abnormal uterine bleeding. Classification of PALM and COEIN. Diagnostic methods, management tactics of patients with abnormal uterine bleeding.

Theme 3. Neuro-endocrine syndromes.

Premenstrual syndrome. Pathogenesis. Clinical manifestations, differential diagnosis. Modern approaches to treatment. Climacteric syndrome. Pathogenesis, clinic, diagnosis, treatment. Post-castration syndrome. The mechanism of occurrence, the changes in various organs and systems, clinic and treatment.

Theme 4. Leiomyoma.

Modern theories of the pathogenesis of uterine fibroids. Classification, clinic, diagnosis. Conservative and surgical methods of treatment. Indications for the choice of treatment method. Rehabilitation activities.

Theme 5. Endometriosis.

Definition of concept. Modern ideas about the occurrence of endometriosis. Classification. Clinical manifestations of genital and extragenital endometriosis. Surgical and conservative methods of endometriosis therapy. Rehabilitation of patients.

Theme 6. Inflammatory diseases of the female genital organs of nonspecific and specific etiology.

Modern features of etiological factors of inflammatory diseases. Three stages of clinical course. Basic and additional diagnostic methods. Laboratory research methods. Modern approaches to treatment. Criteria of cure. Indications for surgical treatment. Prevention method.

Theme 7. Benign and precancerous diseases of the cervix. Cervical cancer.


The concept of benign and precancerous diseases of the cervix. Causes. Clinical implications. Basic and additional research methods. Method of treatment. Dispensary observation.

Theme 8. Infertile marriage.

Definition of infertile marriage, Male and female infertility, Classification of male and female infertility. Algorithm for diagnosis of infertile marriage. Method of treatment. ART

Theme 9. Family planning. Modern contraceptives.

Definition of family planning. Family planning center. The concept of modern contraceptives. Methods of hormonal contraception. Intrauterine contraceptive device(IUCD or ICD). Surgical sterilization. Methods of emergency contraception.

Russian Ministry of Science and Higher Education Ulyanovsk State University	Form	
F-Working Discipline Program		

Section 3. Obstetrics and gynecology (XI-XII).

Theme 1. *Massive obstetric bleeding. Hemorrhagic shock. DIC syndrome. Prevention, therapy, resuscitation.*

Bleeding of the second half of pregnancy: placenta previa, premature detachment of the normally located placenta. Clinic. Diagnostics. Complications. Hemorrhagic shock. Classification according to severity. Shock index (the index Allgower). Volume and sequence of resuscitation measures. Prevention.

DIC syndrome. Etiopathogenesis. Phases of DIC syndrome: hypercoagulation, hypocoagulation, hypofibrinogenemia with advanced fibrinolysis, terminal. Rapid diagnostic tests. Prevention. Phased therapy.

Theme 2. *Preeclampsia / eclampsia modern classification and therapy of severe forms.*

Definition of concept. Risk groups for the development of preeclampsia/eclampsia.

Classification. Pathogenesis: endotheliosis. Basic therapy Preeclampsia / eclampsia. Indications for early delivery.

Theme 3. *Placental insufficiency. Intrauterine growth retardation syndrome.*

Definition of a concept. Structural elements of the placenta. The mechanism of development of placental insufficiency. Clinical manifestations of placental insufficiency. Methods for assessing the functional state of the fetoplacental complex. Classification of placental insufficiency (acute and chronic, primary and secondary). Risk groups for the development of placental insufficiency. The basic principles of the treatment of placental insufficiency. Drugs used to treat placental insufficiency.

Theme 4. *Septic shock. Obstetric peritonitis*

Sepsis. Septic shock. Obstetric peritonitis. Definition of concept. Pathogenesis of septic shock. The importance of previous septic diseases of the first and second stages in the development of septic shock and obstetric peritonitis. Classification of pathogens. Clinical stages of development. Methods of diagnosis and control of the development of multiple organ failure (Sofa-quick score). Intensive therapy of respiratory, cardiovascular and renal insufficiency. Empirical antibiotic therapy. Tactics of surgical treatment. Rehabilitation of patients.

Theme 5. *Abnormal uterine bleeding*

Definition of concept. Classification of abnormal uterine bleeding by FIGO. Bleeding category Palm and COEIN. Bleeding associated with ovulation disorders in different age periods. Diagnostic algorithm. Methods of hormonal and non-hormonal treatment. Correction of disturbed menstrual cycle.

Theme 6. *Principles of hormone therapy in gynecology*

Hormone replacement therapy for hypofunction or loss of ovarian function. Stimulating therapy in violation of neurohormonal relationships. Inhibition of ovulation if necessary eliminate the normal feedback mechanism. Elimination of trophic disorders in the genitals by causing proliferation in the endometrium, mucous membranes of the vulva and vagina.


Theme 7. *Inflammatory diseases of the genitals of specific etiology. STIs.*

Definition of concept. Chlamydiosis. Features of the pathogen. Way of infection. Diagnostic method. Clinic. Therapy. Candidiasis. Features of the pathogen. Classification. Clinic.

Diagnostics. Method of treatment. Genital herpes. Features of the pathogen. Pathways of infection. Clinic. Diagnostic method. Therapy. Cytomegalovirus. Features of the pathogen.

Clinic. Diagnostics. Method of treatment. Trichomoniasis. Features of the pathogen. Pathways of infection. Clinic. Diagnostics. Method of treatment.

Theme 8. *Acute abdomen in gynecology.*

Russian Ministry of Science and Higher Education Ulyanovsk State University	Form	
F-Working Discipline Program		

Definition of concept. Causes of acute abdomen in gynecology.

Ectopic pregnancy. Clinic. Diagnostics. Algorithm of medical measures. Rehabilitation of patients after ectopic pregnancy. Twist the legs of the ovarian tumor. Clinic. Diagnostics.

Medical tactics. Ovarian apoplexy. Clinic. Diagnostics. Medical tactics depending on the form of apoplexy (anaemic, painful). Education tubo-ovarian inflammatory etiology. Clinic. Diagnostics. Medical tactics.

Theme 9. Neuro-endocrine syndromes. Climacteric syndrome. Classification of symptoms, determination of severity. Pathogenetic and symptomatic therapy. Premenstrual syndrome. Clinical form. Etiology and pathogenesis. Diagnostics, methods of treatment.

- *“If it is necessary to use partly / exclusively **distance learning** technologies in the educational process, it should be noted that the total amount of hours (w) established by the Syllabus of the direction of training / specialty for each discipline / practice remains unchanged and is fully implemented. In this case, in the relevant section of the Working programm, out of the total hours of work of the teaching staff with students in accordance with the Syllabus, the number of hours for conducting classes in a distance format using e-learning (online courses, lectures and seminars in video conferencing mode, virtual practical classes, laboratory work in the form of virtual analogs, computational and graphic works, individual tasks in EIOS, etc.).*
- *Educational and industrial practice for all areas of training / specialties of all forms of education can be partially or fully implemented in a distance format”;*

6. TOPICS OF PRACTICAL AND SEMINAR CLASSES

Section 1. Obstetrics (VII-VIII)

Theme 1. Subject of obstetrics. Principles of organization of obstetric and gynecological care in Russia. Indicators of obstetric hospital.


The structure of a typical maternity hospital, the basic principles of the organization of the reception Department, physiological and observational obstetric departments, neonatal Department, antenatal Department. Sanitary and epidemiological regime in the maternity hospital. The main indicators of the hospital: bed occupancy per year, bed turnover per year, the average length of stay of the maternity hospital.

Questions:

1. Structure of a typical maternity hospital
2. The main principles of the organization of the reception Department,
3. Basic principles of organization of work of physiological and observational obstetric departments,
4. The basic principles of the organization of work of Department of newborns,
5. The basic principles of the organization of the antenatal Department
6. Sanitary and epidemiological regime in the maternity hospital.
7. The main indicators of the maternity hospital: bed occupancy per year, bed turnover per year, the average length of stay of the maternity hospital
8. Maternal mortality, calculation of the indicator. By reducing
9. Perinatal mortality, structure, calculation of the indicator. By reducing

Theme 2. The birth canal and the fetus as an object of birth. Obstetric terminology.

Comparative characteristics of the male and female pelvis, pelvic planes and their dimensions, measurement of the diagonal conjugate, the size of the head of the full-term fetus, the location of the fetus in the uterus; the type and position of the fetus.

Russian Ministry of Science and Higher Education Ulyanovsk State University	Form	
F-Working Discipline Program		

Questions:

1. The concept of "Birth canal"?
2. Female pelvis, bones, joints, unlike male
3. Pelvic planes and their dimensions, measurement of the diagonal conjugate,
4. A fetus as object of labor, the size of the head of a full-term fetus
5. Obstetric terminology

Theme 3. Biomechanism of labor in anterior and posterior occipital presentation.

Identification of the points of the pelvis, the fetal head. The concept of "wired point", "fixing point". The main points of biomechanism of childbirth in the anterior and posterior types of occipital presentation of the fetus (using phantom, doll, pelvis, simulation class).

Questions:

1. The definition of "the Biomechanism of labor»
2. The concept of "wired point", "fixing point".
3. The main points of biomechanism of childbirth in the anterior view of the occipital presentation of the fetus
4. The main points of biomechanism of childbirth in the posterior view of the occipital presentation of the fetus

Skills in the simulation class: the Main points of biomechanism of childbirth in the anterior and posterior types of occipital presentation of the fetus

Theme 4. Narrow pelvises. Classification, diagnosis, management of pregnancy and childbirth. Definition, classification of anatomically narrow pelvis in shape and degree of narrowing. Diagnostics, features of biomechanism of childbirth at various narrowing of the pelvis. Features of pregnancy and childbirth in a narrow pelvis. Clinically narrow pelvis: definition, classification, diagnosis, management of labor.

Questions:

1. Modern classification of anatomically narrow pelvises by shape and degree of narrowing.
2. Classification of clinically narrow pelvis by R. I. Kalganova.
3. Management of pregnant women with narrow pelvises, terms of hospitalization.
4. Methods of delivery depending on the degree of narrowing, management of labor with a functional assessment of the pelvis.
5. Clinical picture of the discrepancy between the size of the fetus and the pelvis of the mother.

Skills in the simulation class: pelviometry, additional pelviometry, features of biomechanism of childbirth in different forms of pelvic narrowing, Vasten's symptom, Zangeimester's symptom.


Theme 5. Diagnosis of early and late pregnancy. Methods of examination of pregnant women and women in labor.

Doubtful, probable and reliable signs of pregnancy. The height of the bottom of the uterus at different times of pregnancy. Biological and immunological methods of pregnancy diagnostics. Palpation of the abdomen (Leopold techniques), auscultation, pelvimetry, CTG, ultrasound. Determination of pregnancy and expected delivery.

Questions:

1. Doubtful, probable and reliable signs of pregnancy
2. The height of the bottom of the uterus at different times of pregnancy.
3. Palpation of the abdomen (Leopold techniques)
4. Determination of pregnancy and expected delivery

Theme 6. Pelvic presentation. Features of the clinic and management of childbirth. Manual benefits for pelvic presentation. The extraction of the fetus for pelvic end

Russian Ministry of Science and Higher Education Ulyanovsk State University	Form	
F-Working Discipline Program		

Causes of pelvic presentation, definition, classification. Methods of diagnosis, features of the course and management of pregnancy and childbirth. The main points of biomechanism of childbirth, stages of expulsion of the fetus. Allowance for Tsovyanova with a clean buttock and leg presentation. Manual allowance in the classic way.

Questions:

1. The role and place of pelvic presentation and transverse fetal position in modern obstetrics.
2. Pelvic presentation, classification, biomechanism of labor, management of pregnancy and childbirth. Indications for operative delivery.
3. Fetal extraction at the pelvic end, indications, conditions, technique, possible complications, prevention.

Skills in simulation class: Biomechanism of labor in pelvic presentation. Manual manual Tsovyanovu, classical manual grant, conducting labor according to Tsovyanov with leg presentations. Fetal extraction at the pelvic end. The classic turn of the fruit on the leg.

Theme 7. Transverse position of the fetus Classic internal rotation of the fetus on the leg. Destructive operation on fetus.

Questions:

1. Transverse position of the fetus, causes, features of pregnancy, methods of delivery.
2. The transverse position of the fetus, complications for both mother and fetus. Methods of delivery. Indications for operative delivery.
3. The classic turn of the fetus on the leg, indications, conditions, technique, possible complications.

Skills in the simulation class: Determining the position and type of position in the transverse position of the fetus. Classic turn of the fetus on the leg, indications. conditions, technique, complications, place in modern obstetrics. Indications for cesarean section.

- * The place of destructive operation on fetus in modern obstetrics
- * Craniotomy, indications. conditions, technique, possible complications
- * Embryotomy, decollation, indications. conditions, technique, possible complications
- * Perforation of the subsequent head, indications. conditions, technique, possible complications
- * Cleidotomy readings. conditions, technique, possible complications

Theme 8. Physiological mechanisms of regulation of labor activity. Course and management of normal births.

What is childbirth, the causes of childbirth, the mechanism of development of labor, the degree of "maturity" of the cervix. Periods of labor and their duration. The mechanism of opening the cervix in first-and re-births. Course and management I, II, III stage of labor. Features of the management of labour in multiple pregnancies.

Questions:


1. What is childbirth
2. Causes of labor, the mechanism of development of labor activity. Prostaglandin theory of the development of labor
3. Degree of "maturity" of the cervix
4. Periods of labor and their duration. Mechanism of cervical opening in first-and second-born
5. Course and management I, II, III stage of labor.
6. Features of the management of labour in multiple pregnancies

Theme 9. Anomalies of labor activity.

Violation of contractile activity of the uterus, etiology, pathogenesis, clinic, diagnosis. Modern methods of treatment of weakness of labor activity.

Questions:

1. Causes of labor, the role of prostaglandins.

Russian Ministry of Science and Higher Education Ulyanovsk State University	Form	
F-Working Discipline Program		

2. Classification of anomalies of labor activity.
3. Pathological preparatory (preliminary) period, etiopathogenesis, clinic, diagnosis, therapy, prevention.
4. Weakness of labor activity, etiopathogenesis, clinic, diagnosis, therapy, prevention.
5. Discoordinated labor activity, etiopathogenesis, clinic, diagnosis, therapy, prevention.
6. Excessively strong labor activity, etiopathogenesis, clinic, diagnosis, therapy, prevention.

The theme 10. Physiological postpartum period. Physiological neonatal period. Primary and secondary treatment of newborns, management of newborns. The concept of the perinatal period. Physiological processes occurring in the body of the mother. Clinic of the postpartum period. Management of physiological postpartum period, prevention of possible complications. Assessment of the newborn on the Apgar scale. Antenatal, intranatal and neonatal periods. Toilet of the upper respiratory tract of the newborn. Prevention of gonebingo. Processing of umbilical cord residue. Certification of the newborn.

Questions:

1. Physiological processes occurring in the body of the mother. Clinic of the postpartum period.
2. Clinic of the postpartum period.
3. Management of physiological postpartum period, prevention of possible complications.
4. Assessment of the newborn on the Apgar scale
5. Antenatal, intranatal and neonatal periods
6. Prevention of gonebingo. Processing of umbilical cord remnant

Theme 11. Fetal hypoxia and neonatal asphyxia. Methods of diagnosis, syndrome's therapy. Anatomical and physiological features of the newborn period. Neonatal asphyxia, etiology, pathogenesis, classification, diagnosis. Basic principles of therapy depending on the severity of the condition.

Questions:

1. Anatomical and physiological features of the newborn period
2. Neonatal asphyxia, etiology, pathogenesis, classification, diagnosis.
3. Basic principles of therapy depending on the severity of the condition.

Theme 12. Postpartum septic diseases.

Postpartum diseases. Frequency, etiology, pathogenesis, classification. The main clinical forms of diseases: postpartum ulcers, endometritis, mastitis, parametritis, etc. Sepsis, septic shock: etiology, pathogenesis, clinic, diagnosis, treatment.

Questions:


1. Classification of postpartum septic diseases (PSZ).
2. Etiology and pathogenesis of postpartum septic diseases in modern conditions.
3. Clinic, diagnosis, therapy and prevention of PSZ.
4. Rehabilitation after suffering a PSZ.
5. Features of the structure of the maternity hospital for the prevention of PSZ.

Theme 13. Bleeding in the second half of pregnancy. Immunological incompatibility of mother and fetus. Hemolytic disease.

Etiology, pathogenesis, clinical features of hydatidiform mole, ectopic pregnancy, spontaneous abortion. Methods of diagnosis, therapy and prevention. "Risk groups" for the development of bleeding in the first half of pregnancy.

Questions:

1. Causes of bleeding in the first half of pregnancy.

Russian Ministry of Science and Higher Education Ulyanovsk State University	Form	
F-Working Discipline Program		

2. Abortion (miscarriage), etiopathogenesis, clinic, diagnosis, treatment, prevention, rehabilitation.
3. Premature birth: etiopathogenesis, clinic, diagnosis, treatment, prevention, rehabilitation.
4. Molar pregnancy: etiopathogenesis, clinical picture, diagnosis, treatment, prevention, rehabilitation.
5. Premature birth, modern classification, etiopathogenesis, modern principles of therapy.

The concept of incompatibility of the cut of the mother and fetus on the RH factor and the ABO system. The pathogenesis of complications. Forms of hemolytic disease of newborns. Indications for clinical blood transfusion. Clinic, diagnosis. Prevention and treatment.

Questions:

1. The pathogenesis of the development of incompatibility to the RH factor.
2. The pathogenesis of the development of incompatibility in the ABO system.
3. Prevention of complications
4. Diagnostics
5. Treatment

Theme 14. Bleeding of the second half of pregnancy, postpartum and early postpartum periods

Placenta previa, definition, classification, etiology, diagnosis. Features of the course and management of pregnancy. Tactics of the doctor in various forms. PONCH, etiology, pathogenesis, diagnostics, clinic, treatment. Pathology of postpartum and early postpartum periods. Violation of the processes of separation of the placenta and the allocation of the afterbirth. Etiology, diagnosis, treatment methods. Hypo- and atonic state of the uterus. Etiology, pathogenesis, clinic, treatment.

Questions:


1. Bleeding of the second half of pregnancy, causes?
2. Etiology, pathogenesis; clinic, diagnosis, clinical course and methods of delivery in placenta previa (PP).
3. Etiology, pathogenesis; clinic, diagnosis, clinical course and methods of delivery in case of premature detachment of the normally located placenta .
4. Management of pregnancy with PP.
5. Causes of acute and chronic DIC syndrome in obstetrics. Phases of DIC syndrome: hypercoagulation, hypocoagulation, hypofibrinogenemia with advanced fibrinolysis, terminal. Rapid diagnostic tests. Phased therapy.
6. Causes of bleeding in the postpartum and early postpartum periods.
7. Diagnostic criteria for the volume of blood loss, methods of stopping.
8. Prevention of bleeding in the postpartum and early periods.
9. The role of balloon tamponade in modern obstetrics.
10. 10. Uterine rupture, etiology, pathogenesis, classification, clinic, diagnosis, treatment, prognosis, rehabilitation.
11. 11. Rehabilitation of women who suffered bleeding in the postpartum and early postpartum periods.

Theme 15. Preeclampsia / eclampsia, pathogenesis, clinic, diagnosis, intensive care.

The concept of "eclampsia", etiology, pathogenesis, classification, diagnosis. The main clinical forms: moderate preeclampsia, severe preeclampsia, eclampsia. Basic principles of therapy.

Questions:

1. Preeclampsia / eclampsia, etiology, endotheliosis, the main links of pathogenesis.
2. Preeclampsia / eclampsia, classification in modern conditions according to ICD
3. The main clinical forms: moderate preeclampsia, severe preeclampsia, eclampsia.

Russian Ministry of Science and Higher Education Ulyanovsk State University	Form	
F-Working Discipline Program		

4. Basic principles of therapy

Theme 16. Caesarean section in modern obstetrics. Caesarean section in modern obstetrics. Indications, contraindications, anesthesia conditions, types of surgical interventions, complications, postoperative care

Questions:

1. The role and place of caesarean section in modern obstetrics.
2. Absolute and relative indications, indications during pregnancy and during childbirth for caesarean section.
3. Cesarean section on the lower uterine segment: disadvantages and advantages, indications, anesthesia, technique, possible complications for the mother and fetus.
4. Integral caesarean section: disadvantages and advantages, indications, anesthesia, technique, possible complications for the mother and fetus.
5. Management of the postoperative period.
6. Management of pregnancy and childbirth with a scar on the uterus.

Skills in simulation class: Integral caesarean section. Caesarean section in the lower uterine segment. The extraction of the fetus at caesarean section. Suturing the uterus.

Theme 17. Forceps. Vacuum extraction of fetus.

Obstetric forceps, historical information, indications, conditions, complications, anesthesia. Three "triple" rules. Technique of imposition of cavity and exit obstetric forceps.

Questions:

1. Indications for vaginal delivery surgery, differences between operations of obstetric forceps and vacuum extraction of the fetus.
2. Obstetric forceps, indications, conditions, technique, anesthesia, possible complications from the mother and fetus. Role in modern obstetrics.
3. Vacuum-fetal extraction, indications, conditions, technique, possible complications from the mother and fetus. Role in modern obstetrics.

Skills in the simulation class: the Rules of applying the output and band obstetric forceps, the direction of traction. Imposition of vacuum extractor KIWI, traction in the anterior and posterior types of occipital presentation.

Theme 18. Structure and organization of work of women's consultation. The main indicators of its activity. Toxicosis of the first half of pregnancy.

Structure and organization of work of women's consultation. The main indicators of its activity. Etiology, pathogenesis, clinic of early toxicosis of pregnancy. Diagnosis, therapy. Indications for termination of pregnancy.

Questions:


1. Structure and organization of the women's consultation
2. The main indicators of the women's consultation.
3. Etiology, pathogenesis, classification clinic of early toxicosis of pregnancy
4. Vomiting of pregnant women, treatment depending on the severity of the course. Indications for termination of pregnancy

Theme 19. Protection of birth histories. Credit

Section 2. Gynecology (IX-X).

Theme 1. Anatomy of female genital organs. Methods of research in gynecology

External and internal genitals. Blood supply and innervation. Ligamentous apparatus of the uterus. Anamnesis. Methods of objective examination of gynecological patients. Additional research methods: instrumental, radiological, endoscopic, ultrasound.

Russian Ministry of Science and Higher Education Ulyanovsk State University	Form	
F-Working Discipline Program		

Questions:

1. External and internal genitals
 2. Blood supply and innervation. Ligamentous apparatus of the uterus.
 3. Methods of research in gynecology
- Work in the simulation class: work on the virtual anatomical Atlas: blood supply and innervation. Ligamentous apparatus of the uterus.

Theme 2. Ovarian-menstrual cycle. Functional diagnostics tests.

Hypothalamic-pituitary regulation of the menstrual cycle. Ovarian and uterine cycles. Methods of research of ovarian function.

Questions:

1. Hypothalamic-pituitary regulation of the menstrual cycle
2. Ovarian and uterine cycles.
3. Tests of functional diagnostics
4. Methods of research of ovarian function.

Theme 3. Amenorrhea. Hypomenstrual syndrome.

Classification of disorders of menstrual function. Levels of menstrual dysfunction. Pathogenesis. Clinical picture. Amenorrhea of Central Genesis: hyperprolactinemia syndrome, Sheehan syndrome. Amenorrhea of ovarian Genesis: gonadal dysgenesis, polycystic ovary syndrome, testicular feminization syndrome, premature ovarian insufficiency, resistant ovarian syndrome. Amenorrhea of uterine origin, primary and secondary, asherman's syndrome. Diagnosis, clinic, principles of therapy.

Questions:

1. Classification of disorders of menstrual function
2. Levels of menstrual dysfunction. Pathogenesis. Clinical picture
3. Amenorrhea of Central Genesis: hyperprolactinemia syndrome, Sheehan syndrome. Diagnosis, clinic, principles of therapy.
4. Amenorrhea of ovarian Genesis: gonadal dysgenesis, polycystic ovary syndrome, testicular feminization syndrome, premature ovarian insufficiency, resistant ovarian syndrome. Diagnosis, clinic, principles of therapy.
5. Amenorrhea of uterine origin, primary and secondary, asherman's syndrome. Diagnosis, clinic, principles of therapy.

Theme 4. Neuro-endocrine syndromes.


The concept of neuro-endocrine symptoms, classification. Climacteric syndrome, pathogenesis, clinic, diagnosis, principles of therapy. Premenstrual syndrome, theories of pathogenesis, clinic, diagnosis, treatment. Postovariectomy syndrome, pathogenesis, clinical picture, treatment principles.

Questions:

1. Definitions of neuro-endocrine syndrome. Risk factors for neuro-endocrine syndromes.
2. Climacteric syndrome, pathogenesis, classification, Cooperman menopausal index, clinic, diagnosis, principles of therapy.
3. Menopausal hormone therapy-indications, contraindications, algorithm of examination of a woman before the appointment of MGT.
4. Premenstrual syndrome, theories of pathogenesis, classification, clinic, diagnosis, treatment.
5. Postovariectomy syndrome, pathogenesis, clinical picture, treatment principles.

Theme 5. Myoma.

Theories of pathogenesis. Classification. Clinical picture depending on the localization of myomatous nodes. Complications. Diagnostic method. Treatment is symptomatic, hormonal,

Russian Ministry of Science and Higher Education Ulyanovsk State University	Form	
F-Working Discipline Program		

operative. Indications for surgical and conservative treatment. Types of operations for uterine fibroids.

Questions:

1. Maca fibroids, classification
2. Clinical picture depending on the localization of myomatous nodes.
3. Diagnosis of uterine fibroids
4. Treatment is symptomatic, hormonal, operative.
5. Indications for surgical and conservative treatment. Types of operations for uterine fibroids.

Theme 6. Endometriosis.

Definition of concept. Classification. The theory of the origin. Clinical manifestations of genital and extragenital endometriosis. Diagnostic method. Surgical and conservative treatment.

Rehabilitation services

Questions:

1. Endometriosis, Classification. The theory of the origin
2. Clinical manifestations of genital and extragenital endometriosis.
3. Endometriosis, diagnosis
4. Surgical and conservative treatment.
5. Rehabilitation services

Theme 7. Abnormal uterine bleeding. Endometrial hyperplastic processes. Uterine body cancer.

Questions to the topic:

1. The concept of abnormal uterine bleeding.
2. Classification of abnormal uterine bleeding. Reasons.
3. Diagnostic method. Differential diagnosis of the causes of abnormal uterine bleeding. Tactics of management of patients.
4. Anovulatory bleeding. Pathogenesis. Clinic, diagnosis, methods of stopping abnormal uterine bleeding, prevention of relapses.
5. Endometrial hyperplastic processes. Etiology, pathogenesis, classification, pathogenetic variants of patients with endometrial hyperplastic processes.
6. Cancer alertness in the management of patients.
7. Endometrial cancer. Classification, clinic, diagnosis, prognosis.
8. Tactics of management of patients depending on the stage of cancer spread.


Theme 8. Inflammatory diseases of the female genital organs of nonspecific and specific etiology.

Physiological protective barriers. Clinical manifestations of the disease depending on the etiological factor, morphological changes, localization, stage of the inflammatory process. Methods of examination of patients with inflammatory diseases of the genitals, laboratory diagnostics. Principles of treatment of patients. Establishment of the criterion of cure. Ways of prevention. Gonorrhea: etiology, pathways, diagnosis, treatment, criteria of cure.

Trichomoniasis: etiology, pathways, diagnosis, treatment, criteria of cure. Ureaplasma and Mycoplasma infection of the genitals. Vulvovaginal candidiasis.

Questions:

1. Clinical manifestations of the disease depending on the etiological factor, morphological changes, localization, stage of the inflammatory process.
2. Methods of examination of patients with inflammatory diseases of the genitals, laboratory diagnostics
3. Principles of treatment of patients. Establishment of the criterion of cure.
4. Ways of prevention.

Russian Ministry of Science and Higher Education Ulyanovsk State University	Form	
F-Working Discipline Program		

5. Gonorrhea: etiology, pathways, diagnosis, treatment, criteria of cure.
6. Trichomoniasis: etiology, pathways, diagnosis, treatment, criteria of cure.
7. Ureaplasma and Mycoplasma infection of the genitals.
8. Vulvovaginal candidiasis.

Theme 9. Benign and precancerous diseases of the cervix. Cervical cancer.

The structure of the multilayer squamous epithelium. Technique of taking a smear on oncocytology. Simple and advanced colposcopy. Cervicitis, ectropion, ectopia, leukoplakia. Cervical intraepithelial neoplasia. Tactics of management of patients with varying degrees of cervical lesions. Methods of destructive treatment. Cervical cancer. The clinical classification. Methods of treatment depending on the degree of organ damage.

Questions:

1. The structure of the multilayer squamous epithelium. Technique of taking a smear on oncocytology
2. Simple and advanced colposcopy
3. Cervicitis, ectropion, ectopia, leukoplakia.
4. Cervical intraepithelial neoplasia
5. Tactics of management of patients with varying degrees of cervical lesions.
6. Methods of destructive treatment
7. Cervical cancer. The clinical classification. Methods of treatment depending on the degree of organ damage

Theme 10. Benign ovarian tumors. Ovarian cancer.

Etiology of ovarian tumors. Classification. Ovarian cyst. Varieties, methods of treatment. True benign ovarian tumors. Diagnostic method. Differential diagnosis. Complications. Principles of treatment, the volume of surgery. Classification of ovarian cancer. Clinical course. Pathways of metastasis. Principles of complex treatment of patients depending on the stage of distribution. Prevention.

Questions:

1. Etiology of ovarian tumors. Classification
2. Ovarian cyst. Varieties, methods of treatment.
3. True benign ovarian tumors
4. Diagnostic method. Differential diagnosis.
5. Principles of treatment, the volume of surgery.
6. Classification of ovarian cancer. Clinical course. Pathways of metastasis. Principles of complex treatment of patients depending on the stage of distribution. Prevention.


Work in the simulation class: benign ovarian tumors, ultrasound diagnosis, methods of surgical treatment

Theme 11. Infertile marriage.

The concept of infertile marriage. Classification of infertility. Forms of female infertility. Causes and diagnosis of various forms of female infertility. Scheme of examination of infertile couples. Assisted reproductive technology.

Questions:

1. Definition of infertile marriage.
2. Causes of infertility in the family.
3. Male and female infertility.
4. Types of female infertility.
5. Methods of diagnosis of various forms of infertility.
6. Algorithm of examination of infertile couple.
7. Principles of treatment of various forms of infertility.

Russian Ministry of Science and Higher Education Ulyanovsk State University	Form	
F-Working Discipline Program		

8. Assisted reproductive technology.

Theme 12. Family planning. Modern contraceptives.

The concept of family planning. Family planning center. Definition of contraception. Classification of contraceptive methods. Advantages, disadvantages, contraceptive effectiveness of various methods of contraception. Principles of selection of contraceptives in women of different age groups

Questions:

1. Family planning center. Organization of work, tasks.
2. Method of contraception. Advantages, disadvantages, contraceptive effectiveness of various methods of contraception.
3. Hormonal contraception. Types of hormonal contraceptives. Mechanism of action. Side effects and contraindications. Non-contraceptive therapeutic effects.
4. Intrauterine contraception. Varieties of intrauterine contraceptives, mechanism of action. Indications, contraindications, conditions of administration, possible complications of intrauterine contraception.
5. Methods of postcoital contraception.
6. Types of surgical sterilization.
7. Principles of selection of contraceptives in women of different age groups.

Theme 13. Protection of medical records. Credit.

The detailed analysis of patients given to students for curation and writing of educational medical history is carried out. Students on the basis of anamnesis, General and special research and additional methods of examination establish a diagnosis, conduct differential diagnosis, outline a plan for the management of the patient, discuss the prognosis.

Section 3. Obstetrics and gynecology (XI-XII).

Theme 1. Abnormal uterine bleeding. Endometrial hyperplastic processes.

Questions to the topic:


1. The concept of abnormal uterine bleeding.
2. Classification of abnormal uterine bleeding. Reasons.
3. Diagnostic method. Differential diagnosis of the causes of abnormal uterine bleeding. Tactics of management of patients.
4. Anovulatory bleeding. Pathogenesis. Clinic, diagnosis, methods of stopping abnormal uterine bleeding, prevention of relapses.
5. Endometrial hyperplastic processes. Etiology, pathogenesis, classification, pathogenetic variants of patients with endometrial hyperplastic processes.
6. Cancer alertness in the management of patients.
7. Endometrial cancer. Classification, clinic, diagnosis, prognosis.
8. Tactics of management of patients depending on the stage of cancer spread.

Theme 2. Uterine myoma

Theories of pathogenesis. Classification. Clinical picture depending on the localization of myomatous nodes. Complications. Diagnostic method. Treatment is symptomatic, hormonal, operative. Indications for surgical and conservative treatment. Types of operations for uterine fibroids.

Questions:

1. Maca fibroids, classification
2. Clinical picture depending on the localization of myomatous nodes.

Russian Ministry of Science and Higher Education Ulyanovsk State University	Form	
F-Working Discipline Program		

3. Diagnosis of uterine fibroids
4. Treatment is symptomatic, hormonal, operative.
5. Indications for surgical and conservative treatment. Types of operations for uterine fibroids.

Theme 3. Endometriosis.

Definition of concept. Classification. The theory of the origin. Clinical manifestations of genital and extragenital endometriosis. Diagnostic method. Surgical and conservative treatment.

Rehabilitation services

Questions:

1. Endometriosis, Classification. The theory of the origin
2. Clinical manifestations of genital and extragenital endometriosis.
3. Endometriosis, diagnosis
4. Surgical and conservative treatment.
5. Rehabilitation services

Theme 4. Inflammatory diseases of the female genital organs of nonspecific and specific etiology.

Physiological protective barriers. Clinical manifestations of the disease depending on the etiological factor, morphological changes, localization, stage of the inflammatory process. Methods of examination of patients with inflammatory diseases of the genitals, laboratory diagnostics. Principles of treatment of patients. Establishment of the criterion of cure. Ways of prevention. Gonorrhea: etiology, pathways, diagnosis, treatment, criteria of cure. Trichomoniasis: etiology, pathways, diagnosis, treatment, criteria of cure. Ureaplasma and Mycoplasma infection of the genitals. Vulvovaginal candidiasis.

Questions:


1. Clinical manifestations of the disease depending on the etiological factor, morphological changes, localization, stage of the inflammatory process.
2. Methods of examination of patients with inflammatory diseases of the genitals, laboratory diagnostics
3. Principles of treatment of patients. Establishment of the criterion of cure.
4. Ways of prevention.
5. Gonorrhea: etiology, pathways, diagnosis, treatment, criteria of cure.
6. Trichomoniasis: etiology, pathways, diagnosis, treatment, criteria of cure.
7. Ureaplasma and Mycoplasma infection of the genitals.
8. Vulvovaginal candidiasis.

Theme 5. Benign and precancerous diseases of the cervix. Cervical cancer.

The structure of the multilayer squamous epithelium. Technique of taking a smear on oncocytology. Simple and advanced colposcopy. Cervicitis, ectropion, ectopia, leukoplakia. Cervical intraepithelial neoplasia. Tactics of management of patients with varying degrees of cervical lesions. Methods of destructive treatment. Cervical cancer. The clinical classification. Methods of treatment depending on the degree of organ damage.

Questions:

1. The structure of the multilayer squamous epithelium. Technique of taking a smear on oncocytology
2. Simple and advanced colposcopy
3. Cervicitis, ectropion, ectopia, leukoplakia.
4. Cervical intraepithelial neoplasia
5. Tactics of management of patients with varying degrees of cervical lesions.
6. Methods of destructive treatment

Russian Ministry of Science and Higher Education Ulyanovsk State University	Form	
F-Working Discipline Program		

7. Cervical cancer. The clinical classification. Methods of treatment depending on the degree of organ damage

Theme 6. Bleeding of the first half of pregnancy, diagnosis, treatment, prevention, prognosis. Premature birth. Premature detachment of the normally located placenta. Placental presentation. Management of pregnancy and childbirth.

Spontaneous abortion; ectopic pregnancy; blistering. Etiology, clinic, principles of treatment. Premature birth, a modern view of tocolytic therapy, management of pregnant women with premature amniotic fluid, prevention of RDS in the fetus. Methods of delivery.

Control question:

1. Causes of bleeding in the first half of pregnancy.
2. Abortion (miscarriage), etiopathogenesis, clinic, diagnosis, treatment, prevention, rehabilitation.
3. Premature birth: etiopathogenesis, clinic, diagnosis, treatment, prevention, rehabilitation.
4. Molar pregnancy: etiopathogenesis, clinical picture, diagnosis, treatment, prevention, rehabilitation.
5. Premature birth, modern classification, etiopathogenesis, modern principles of therapy.

Placental presentation. PERP. Clinic. Diagnostics. Complications. Hemorrhagic shock. Classification according to severity. Shock index (the index Allgower). Volume and sequence of resuscitation measures. Prevention.

DIC syndrome. Etiopathogenesis, clinic, treatment, prevention.

Control question:

1. Bleeding of the second half of pregnancy, causes?
2. Etiology, pathogenesis; clinic, diagnosis, clinical course and methods of delivery in placenta previa (PP).
3. Etiology, pathogenesis; clinic, diagnosis, clinical course and methods of delivery in case of premature detachment of the normally located placenta.
4. Management of pregnancy with PP.
5. Causes of acute and chronic DIC syndrome in obstetrics. Phases of DIC syndrome: hypercoagulation, hypocoagulation, hypofibrinogenemia with advanced fibrinolysis, terminal. Rapid diagnostic tests. Phased therapy.


Theme 7. Bleeding in the sequence and the early postpartum period. Modern methods of stopping uterine bleeding. Uterine rupture. Hemorrhagic shock.

Bleeding in the postpartum and early periods, etiology, clinic, diagnosis, treatment. Modern methods of stopping uterine bleeding, balloon tamponade, compression sutures on the uterus. Hemorrhagic shock, etiology in obstetrics, classification, diagnosis, therapy.

Control question:

1. Causes of bleeding in the postpartum and early periods, 4 " T»
2. Diagnostic criteria for the volume of blood loss, methods of stopping.
3. Prevention of bleeding in the postpartum and early periods.
4. The role of balloon tamponade in modern obstetrics.
5. Uterine rupture, etiology, pathogenesis, classification, clinic, diagnosis, treatment, prognosis, rehabilitation.
6. Rehabilitation of women who suffered bleeding in the postpartum and early postpartum periods.

Theme 8. Preeclampsia/eclampsia (PE/E), modern classification and therapy of severe forms. Definition of concept. Risk groups for the development of preeclampsia/eclampsia. Classification. Pathogenesis: Endotheliosis: cortico-visceral disorders, generalized

Russian Ministry of Science and Higher Education Ulyanovsk State University	Form	
F-Working Discipline Program		

vasoconstriction, hypovolemia, violation of rheological properties of blood, the development of disseminated coagulation syndrome, activation of free radical lipid peroxidation, massive transfer of CO₂ into the cell, circulatory and histo-toxic hypoxia, metabolic disorders, dysfunction of vital organs. Basic PE/E therapy.

Control question:

1. Preeclampsia / eclampsia, etiology, endotheliosis, the main links of pathogenesis.
2. Preeclampsia / eclampsia, classification in modern conditions according to ICD
3. The main clinical forms: moderate preeclampsia, severe preeclampsia, eclampsia.
4. The basic treatment of PE/e
5. Risk groups for preeclampsia/eclampsia

Theme 9. Caesarean section in modern obstetrics

History of caesarean section. Classification. Indications during pregnancy and childbirth. Absolute and relative indications for caesarean section, conditions, contraindications, technique of corporeal caesarean section and cesarean section in the lower uterine segment. Advantages and disadvantages of each method. Management of the postoperative period.

Control question:

1. The role and place of caesarean section in modern obstetrics.
2. Absolute and relative indications, indications during pregnancy and during childbirth for caesarean section.
3. Cesarean section on the lower uterine segment: disadvantages and advantages, indications, anesthesia, technique, possible complications for the mother and fetus.
4. Corporal caesarean section: disadvantages and advantages, indications, anesthesia, technique, possible complications for the mother and fetus.
5. Management of the postoperative period.
6. Management of pregnancy and childbirth with a scar on the uterus.

Skills in simulation class: Integral caesarean section. Caesarean section in the lower uterine segment. The extraction of the fetus at caesarean section. Suturing the uterus.

Theme 10. Postpartum purulent-septic diseases.

Postpartum purulent-septic diseases, classification, etiology, pathogenesis. Clinical features, diagnosis (post-partum ulcer, endometritis, parametritis, pelvioperitonit, peritonitis, septic shock, sepsis). Modern principles of therapy, empirical antibiotic therapy. Prevention of postpartum septic diseases


Control question:

1. Classification of postpartum septic diseases (PSZ).
2. Etiology and pathogenesis of postpartum septic diseases in modern conditions.
3. Postpartum endometritis
4. Postpartum peritonitis
5. Septic shock
6. The sepsis in obstetrics
7. Rehabilitation after suffering a PSZ.
8. Features of the structure of the maternity hospital for the prevention of PSZ.

Theme 11. Intrauterine hypoxia of the fetus. Modern methods of diagnosis of fetal condition: chronic and acute fetal hypoxia. Asphyxia of the newborn, resuscitation measures

Modern methods of diagnosis of fetal condition: CTG, ultrasound and biochemical screening, amniocentesis, karyotyping. The CTG tracings and interpretation of the survey data.

Neonatal asphyxia, etiology, pathogenesis, classification, diagnosis. Basic principles of therapy depending on the severity of the condition. Resuscitation measures depending on the severity of asphyxia.

Russian Ministry of Science and Higher Education Ulyanovsk State University	Form	
F-Working Discipline Program		

Control question:

1. Modern methods of diagnostics of intrauterine condition of the fetus
2. Fetal cardiotocography, curve interpretation, undulating, low-undulating, saltatory types of curves. Deceleration
3. Ultrasound screening, the timing of
4. Biochemical screening, amniocentesis, karyotyping
5. Acute fetal distress, diagnosis, therapy. Methods of delivery
6. Neonatal asphyxia, etiology, pathogenesis, classification, diagnosis
7. Basic principles of therapy depending on the severity of asphyxia
8. Resuscitation in severe asphyxia.

7. LABORATORY WORKS, PRACTICE

This type of work is not provided for by the UP


8. TOPICS OF ABSTRACTS

This type of work is not provided for by the UP

9. LIST OF QUESTIONS FOR THE EXAM (offset)


1.Obstetrics. 4 chickens (VII-VIII semesters) – offset

1. The organization of obstetric care in Russia.
2. Sanitary - epidemiological regimen in the maternity hospital.
3. Maternity hospital: structure, organization of work.
4. Key performance indicators rod. a hospital.
5. Women's consultation: structure, organization of work, key performance indicators.
6. The menstrual cycle and its hypothalamic-pituitary regulation.
7. Anatomy of the uterus. Cyclical changes in the endometrium during the menstrual cycle.
8. Anatomy of the ovaries. Cyclic changes during the menstrual cycle.
9. The structure of the follicle, stages of development, ovulation.
10. Fertilization, implantation, the embryonic period.
11. The structure and main functions of the placenta, fetal membranes and umbilical cord.
12. The concept of the fetoplacental complex.
13. The corpus luteum, phases of development, secretory function, biological effect of hormones of the corpus luteum.
14. Estrogens and their biological effects.
15. Critical periods of fetal development. The damaging effect of environmental factors. Prevention
16. Prevention of Preeclampsia / Eclampsia in a antenatal clinic.
17. Neonatal and perinatal mortality; definition of concepts, causes, ways to prevent and reduce
18. Stillbirth; definitions of the concept, causes, preventive measures and ways to reduce.
19. Infant mortality, definitions, reasons, preventive measures and ways to reduce.
20. The pelvis from the obstetric point of view. The planes of the pelvis, their

Russian Ministry of Science and Higher Education Ulyanovsk State University	Form	
F-Working Discipline Program		

boundaries and sizes.


21. Anatomy of the muscles of the pelvic floor.
22. The fetus as an object of childbirth.
23. Biomechanisms of childbirth with anterior and posterior types of occipital presentation.
24. Diagnosis of late pregnancy. Methods of external and internal examination
25. The concept of clinically narrow pelvis. Signs and degrees of clinical mismatch
26. Uniform basin. Definition Sizes. Features of the biomechanism of labor.
27. Squamous pelvis. Definition Sizes. Features of the biomechanism of labor.
28. A simple flat basin. Definition Sizes. Features of the biomechanism of labor.
29. Transversal pelvis. Definition Sizes. Features of the biomechanism of labor.
30. Classification of narrow basins in shape and degree of narrowing.
31. Pelvic presentation. Classification. The biomechanism of childbirth.
32. Manual allowance for pure-buttock presentation
33. Manual allowance for leg presentation.
34. Manual manual in the classical way with pelvic presentation
35. A sign of morphological maturity and full-term fetus Asphyxia of the newborn. Apgar score.
36. The clinical course of the birth certificate. Birth periods. Determination of cervical maturity.
37. The subsequent period. The mechanism of signs of separation of the placenta.
38. Extensor presentation and abnormal insertion of the head. Diagnostics.
39. Physiological postpartum period. Changes in the puerperal organism.
40. Preeclampsia / Eclampsia. Classification. Etiopathogenesis.
41. The basic principles of the basic treatment of Preeclampsia / Eclampsia.
42. Toxicosis of the first half of pregnancy. The main clinical forms. Diagnosis, treatment.
43. Immunological conflict in obstetrics. Pathogenesis, diagnosis, prevention and treatment.
44. Miscarriage, diagnosis, therapy.
45. Spontaneous abortion. Classification, principles, clinic, medical tactics.
46. Bubble drift, etiology, diagnosis, treatment methods.
47. Ectopic pregnancy. Classification, etiology, clinical course options, diagnosis, therapy.
48. Presentation of the placenta. Classification, etiology, diagnosis, management of labor.
49. Premature detachment of a normally located placenta. Reasons, clinic, diagnosis.
50. Bleeding in the subsequent and early postpartum period. Etiology, pathogenesis, clinic, therapy, methods of stopping bleeding.
51. DIC syndrome. Acute and chronic, causes in obstetrics. The mechanism of development. Diagnosis, treatment.
52. Management of pregnancy and childbirth with mitral heart defects.
53. Placental insufficiency. Classification, etiology, pathogenesis, clinic, diagnosis, treatment.

Russian Ministry of Science and Higher Education Ulyanovsk State University	Form	
F-Working Discipline Program		


54. Postpartum septic infections. Etiology, classification.
55. Sepsis in obstetrics. Etiology, classification, diagnosis, clinic, empirical antibiotic therapy.
56. Bleeding in the subsequent period; causes, diagnosis, principles of therapy.
57. Bleeding in the early postpartum period; causes, diagnosis, principles of therapy.
58. Anomalies of labor; reasons, classification.
59. Weakness of labor: etiology, classification, methods of birth control, labor stimulation.
60. Uterine tears; etiology, classification.
61. Cervical tears; causes, classification, diagnosis and treatment.
62. Crotch rupture; causes, classification, diagnosis and treatment.
63. Cesarean section; definition, classification, indications.
64. Corporate Caesarean section; indications, technique of operation, advantages and disadvantages of the method.
65. Caesarean section in the lower segment; indications, technique of operation, advantages and disadvantages of the method.
66. Output obstetric forceps; indications, conditions, technique of operation, possible complications.
67. Abdominal obstetric forceps; indications, conditions, technique of operation, possible complications.
68. Vacuum extraction of the fetus; indications, conditions, technique of operation, possible complications.
69. Extraction of the fetus beyond the pelvic end; indications, technique of operation, possible complications.
70. Craniotomy; indications, conditions, technique of operation, possible complications.
71. Decapitation; indications, conditions, technique of operation, possible complications.
72. Embryotomy, types of operations, indications, conditions, technique of operation.
73. Perforation of the subsequent head; indications, surgery technique, possible complications
74. The classic rotation of the fetus on the leg; indications, conditions, technique of operation.
75. Manual separation of the placenta and the allocation of the placenta; indications, anesthesia and technique of operation
76. Manual examination of the uterine cavity; indications, anesthesia and technique of operation.
77. Instrumental emptying of the uterine cavity; indications, anesthesia and technique of operation

2. Gynecology, 5 year (IX-X semesters) – offset

1. Organization of gynecological care in Russia.
2. The role of antenatal care in the prevention of genital malignancies. Ultrasound, cytological and mammographic screening.

Russian Ministry of Science and Higher Education Ulyanovsk State University	Form	
F-Working Discipline Program		


3. Women's consultation and its role in the diagnosis and prevention of gynecological diseases, the treatment of gynecological patients (day hospitals).
4. Dispensary observation of gynecological patients in the conditions of women's consultation (risk group).
5. The structure and organization of work of the operating unit.
6. The structure of the ovaries and their physiological role in the female body.
7. Blood supply and innervation of the internal genital organs of women.
8. The position of the uterus and appendages in the pelvis. Suspension, support and fixing devices.
9. The structure and function of the fallopian tubes.
10. The structure and function of the uterus.
11. The construction of the vagina. Cyclic changes in the mucosa and vaginal contents, their diagnostic value.
12. Topographic anatomy of the external genitalia.
13. Anatomy of the pelvic floor.
14. The system of interrogation of gynecological patients. Methods of objective research in gynecological practice.
15. Organization of contraceptive care for women. Modern contraceptives.
16. Cytological research methods in gynecology.
17. X-ray research methods in gynecology.
18. Hormones of the hypothalamic-pituitary system and their biological effect.
19. Ovarian hormones and their biological effect.
20. Hypothalamic-pituitary regulation of the menstrual cycle.
21. Ovarian-menstrual cycle.
22. Tests of functional diagnostics, interpretation of their results.
23. The uterine form of amenorrhea. Etiology, pathogenesis, diagnostic methods, therapy.
24. Shihan Syndrome. Etiopathogenesis, clinic, diagnosis, therapy methods.
25. Syndrome of hyperprolactinemia. Clinic, diagnostics, methods of therapy.
26. Dysgenesis of gonads. Etiopathogenesis, clinic, diagnosis, therapy.
27. Polycystic ovary syndrome. Etiopathogenesis, clinic, diagnosis, treatment.
28. Premenstrual syndrome. Etiopathogenesis, clinic, diagnosis and treatment.
29. Perimenopausal syndrome. Etiopathogenesis, clinic, diagnosis and treatment.
30. Post-castration syndrome. Etiopathogenesis, clinic, diagnosis and treatment.
31. Abnormal uterine bleeding at puberty (juvenile). Etiopathogenesis, clinic, diagnosis and treatment.
32. Abnormal anovulatory (dysfunctional) uterine bleeding in the reproductive and climacteric period. Etiopathogenesis, clinical features of hemostasis, treatment principles.
33. Hypomenstrual syndrome. Etiology, pathogenesis, clinic, diagnosis and treatment.
34. Pelvioperitonitis. Etiopathogenesis, clinic, diagnosis, principles of therapy.
35. Cancer of the uterus. Classification, pathogenesis, clinic, diagnosis. Methods of treatment depending on the stage of the disease. Forecast. Prevention.
36. Benign epithelial tumors of the ovaries. Classification, clinic, diagnosis, treatment.
37. Uterine fibroids. Classification, etiopathogenesis, clinic, diagnosis, treatment.
38. Ovarian cysts. Classification, clinic, diagnosis, treatment.
39. Hormone-producing ovarian tumors. Classification, etiopathogenesis, clinic, diagnosis, treatment.

Russian Ministry of Science and Higher Education Ulyanovsk State University	Form	
F-Working Discipline Program		


40. Ovarian cancer. Classification, pathogenesis, clinic, diagnosis, treatment. Forecast. Prevention
41. External endometriosis. Definition, etiopathogenesis, clinic, diagnosis, treatment.
42. Internal endometriosis. Definition, etiopathogenesis, clinic, diagnosis, treatment methods.
43. Determining the purity of a vaginal smear. Interpretation of the results.
44. Physiotherapeutic and balneological methods of treatment of gynecological patients. Indications and contraindications.
45. Bartholinitis. Etiology, clinic, treatment.
46. Salpingoophoritis. Etiopathogenesis, clinic, diagnosis, treatment.
47. Cervical cancer. Classification, etiology, diagnosis, treatment methods. Cervical Cancer Prevention.
48. Benign diseases of the cervix. Classification, diagnosis, treatment methods.
49. Precancerous diseases of the cervix. Classification, diagnosis, treatment methods.
50. Chronic genital infection (gonorrhea, candidomycosis, chlamydia, trichomoniasis). Etiopathogenesis, clinic, diagnosis, treatment.
51. Fertile marriage. Definition of the concept, reasons. Examination scheme of a sterile couple.
52. Cervical biopsy. Indications, contraindications. Technique of execution.
53. Colposcopy is simple and advanced. Indications, performance technique.
54. Hysterosalpingography. Indications, contraindications. Technique of execution.
55. Hysteroscopy. Indications, contraindications. Technique of execution.
56. Diagnostic curettage of the uterine cavity. Indications, contraindications. Technique of execution.
57. Wedge resection of the ovaries. Indications, anesthesia. Technique of operation.
58. Cystectomy. Indications, anesthesia. Technique of operation.
59. Amputation of the cervix. Varieties, indications, technique.
60. Subvaginal amputation of the uterus. Indications, anesthesia. Technique of operation.
61. Extirpation of the uterus without appendages. Indications, technique.
62. Hulling of the cyst of the large gland of the vestibule. Indications, technique.
63. Advanced hysterectomy with appendages. Indications, technique.
64. Operation Emmett. Indications, technique.
65. Function of the posterior vaginal fornix. Indications, anesthesia. Technique of execution.
66. Conservative myomectomy. Indications, varieties, performance technique.
67. Polypectomy. Indications, technique.
68. Diagnostic laparoscopy. Chromohydrotubation. Indications, contraindications, technique.

3. Obstetrics and gynecology, 6 year (XI-XII semesters) - exam.


1. Uniformly narrowed pelvis. Diagnostics. Features of the biomechanism and the course of childbirth with a uniformly narrowed pelvis. Complications for the mother and the fetus.
2. The transverse position of the fetus. Causes of occurrence, diagnostic methods. Features of pregnancy and childbirth. Birth complications for mother and fetus. The classic rotation of the fetus on the leg.
3. Cavity obstetric forceps. Indications. conditions, technique. Possible complications.
4. Obstetric peritonitis. Etiology, classification, clinic, diagnosis. The basic principles of therapy. Prevention
5. Bleeding of the first half of pregnancy: spontaneous miscarriage, cystic drift, ectopic

Russian Ministry of Science and Higher Education Ulyanovsk State University	Form	
F-Working Discipline Program		

- pregnancy. Clinic and differential diagnosis. Medical tactics.
6. Uterine tears. Reasons and mechanism. Classification. Clinic and diagnosis. Medical tactics.
 7. Placental insufficiency. Classification, clinical forms. Methods for diagnosing the condition of the fetus. Therapy and prevention of placental insufficiency
 8. Premature birth. Classification according to interruption time. Etiology, risk groups. Clinic, diagnosis, treatment.
 9. Weak labor. Etiology and pathogenesis. Classification, diagnostics. Modern methods of treatment. Complications for the mother and the fetus.
 10. Cesarean section. Classification. Indications are absolute and relative. Conditions and technique of cesarean section in the lower uterine segment. Place of corporal caesarean section in modern obstetrics. Types of sutures on the uterus.
 11. Weekend obstetric forceps. Indications. conditions, technique. Possible complications.
 12. Premature detachment of a normally located placenta. Etiology. Classification. Diagnostics. medical tactics.
 13. The concept of an anatomically narrow pelvis. Classification of narrow basins in shape and degree of narrowing. Diagnosis of narrow pelvis. Additional pelviometry. Delivery tactics.
 14. Transverse narrowed pelvis. Diagnostics. Features of the biomechanism and course of labor in the transversely narrowed pelvis. Complications for the mother and the fetus.
 15. The concept of clinically narrow pelvis. Signs of clinical mismatch. Delivery management tactics for varying degrees of clinical mismatch. Possible complications for the mother and the fetus.
 16. Obstetric injuries: ruptures of the perineum, vagina, cervix. Etiology. Classification. Diagnostics. treatment. Prevention.
 17. Pelvic presentation of the fetus. Causes of occurrence, diagnostic methods. Features of pregnancy and childbirth. Birth complications for mother and fetus. Extraction of the fetus beyond the pelvic end.
 18. Massive obstetric bleeding. Causes of bleeding in the early postpartum period. Differential diagnosis. Medical tactics. Balloon tamponade. Prevention
 19. Moderate preeclampsia. Clinic, diagnostics. Management of pregnancy and childbirth in women.
 20. Hemorrhagic shock. Etiology, pathogenesis. Clinic. Diagnostics. Prevention and treatment of dependence on the stage, prognosis.
 21. A simple flat basin. Diagnostics. Features of the biomechanism and the course of childbirth with a simple flat basin. Complications for the mother and the fetus.
 22. Squamous pelvis. Diagnostics. Peculiarities of the biomechanism and course of childbirth in the flat-plow pelvis. Complications for the mother and the fetus.
 23. Vacuum extraction of the fetus. Indications. conditions, technique.
 24. Anomaly of labor. Classification. Risk groups. The role of prostaglandins in prevention and treatment.
 25. Discoordinated labor. Etiology and pathogenesis. Clinic, diagnostics. Modern methods of treatment. Complications for the mother and the fetus.
 26. Excessively strong labor. Etiology and pathogenesis, clinic, diagnostics. Modern methods of treatment. Complications for the mother and the fetus.
 27. Miscarriage. Etiology. Risk groups. Modern principles of therapy. Prevention
 28. Presentation of the placenta. Etiology. Classification, clinic, diagnostics. features of pregnancy and childbirth in women with placenta previa. Hemorrhagic shock. Classification. Diagnostics.

Russian Ministry of Science and Higher Education Ulyanovsk State University	Form	
F-Working Discipline Program		

29. DIC in obstetrics. Etiology, pathogenesis. Methods of rapid diagnosis. Prevention and treatment.
30. Bleeding in the subsequent period. Etiology. Differential diagnosis. Medical tactics. Prevention of bleeding in the subsequent and early postpartum periods.
31. Septic postpartum infections. Etiology, classification, clinic, diagnosis. The basic principles of therapy. Prevention of septic diseases in an obstetric hospital.
32. Septic shock. Etiology, classification, clinic, diagnosis. The basic principles of therapy. Prevention
33. Preeclampsia / Eclampsia. Etiopathogenesis. Classification. Clinic, diagnostics. Management of pregnancy and childbirth in women. Prevention of preeclampsia in antenatal clinics. Moderate preeclampsia.
34. Preeclampsia is severe. Management of pregnancy and childbirth in women.
35. Eclampsia. Classification. Diagnostics. The principles of pathogenetic therapy. Pregnancy and childbirth. Complications for the mother and the fetus.
36. Immunological conflict in obstetrics. Sensitization pathways. Diagnostic Methods Pregnancy management in women with immunological conflict. Prevention
37. Pregnancy and anemia. Etiology. pathogenesis. Clinic, diagnosis, modern principles of therapy, prevention. Indications for abortion. Management of pregnancy and childbirth, the postpartum period.
38. Pregnancy and pyelonephritis. Etiology. Pathogenesis. Clinic, diagnosis, modern principles of therapy, prevention. Indications for abortion. Management of pregnancy and childbirth, the postpartum period.
39. Pregnancy and diabetes. The concept of consensus. Etiology. pathogenesis. Clinic, diagnosis, modern principles of therapy, prevention. Indications for abortion. Management of pregnancy and childbirth, the postpartum period.
40. Pregnancy and arterial hypertension. Etiology. pathogenesis. Clinic, diagnosis, modern principles of therapy, prevention. Indications for abortion. Management of pregnancy and childbirth, the postpartum period.
41. The structure and function of the fallopian tubes.
42. The structure and function of the uterus.
43. The structure of the vagina. Cyclic changes in the mucosa and vaginal contents, their diagnostic value.
44. The principles of hormone therapy in gynecology.
45. Anovulatory bleeding. Methods for stopping bleeding. Hormonal stasis. Correction of ovarian function.
46. Dysfunctional uterine bleeding in the menopause.
47. Topographic anatomy of the external genitalia.
48. Anatomy of the pelvic floor.
49. Indications for surgical treatment of uterine fibroids Radical surgical interventions for uterine fibroids (technique of operations)
50. Conservative treatment of uterine fibroids
51. Cervical biopsy. Indications, contraindications. Technique of execution.
52. The structure of the ovaries and their physiological role in the female body.
53. Blood supply and innervation of the internal genital organs of women.
54. The position of the uterus and appendages in the pelvis. Suspension, support and fixing devices.
55. Hypothalamic-pituitary regulation of the menstrual cycle.
56. Ovarian-menstrual cycle.
57. Juvenile uterine bleeding. Etiopathogenesis, clinic, diagnosis and treatment.
58. Pelvioperitonitis: clinic, diagnosis, principles of therapy.
59. Salpingoophoritis. Etiopathogenesis, clinic, diagnosis, treatment.


Russian Ministry of Science and Higher Education Ulyanovsk State University	Form	
F-Working Discipline Program		

60. Types and techniques of conservative myomectomies
61. Anatomy of the anterior abdominal wall.
62. 22. Hormones of the hypothalamic-pituitary system and their biological effect.
63. Ovarian hormones and their biological effects.
64. Tests of functional diagnostics, interpretation of their results.
65. Ovarian cysts. Classification, clinic, diagnosis, treatment.
66. Ovarian tumors. Classification, etiopathogenesis, clinic, diagnosis, treatment.
67. External endometriosis. Definition, etiopathogenesis, clinic, diagnosis, treatment.
68. Internal endometriosis. Definition, etiopathogenesis, clinic, diagnosis, treatment methods.
69. Cervical cancer. Classification, etiology, diagnosis, treatment methods. Cervical Cancer Prevention.
70. Benign diseases of the cervix. Classification, diagnosis, treatment methods.
71. Colposcopy is simple and advanced. Indications, performance technique.
72. Hysterosalpingography. Indications, contraindications. Technique of execution.
73. Hysteroscopy. Indications, contraindications. Technique of execution.
74. Precancerous diseases of the cervix. Classification, diagnosis, treatment methods.
75. Cystectomy. Indication, analgesia. Technique of operation.
76. Amputation of the cervix. Varieties, indications, technique.
77. Clinic of impaired ectopic pregnancy (tube abortion, rupture of the fallopian tube).
Methods for diagnosing an ectopic pregnancy
78. Tubectomy (surgery technique).
79. Diagnostic curettage of the uterine cavity. Indications, contraindications. Technique of execution.
80. Uterine fibroids: the clinical picture. Methods for the diagnosis of uterine fibroids.

10. INDEPENDENT WORK OF TRAINERS

Full-time form of education

Title of sections and topics	Type of independent work	Volume in hours	form of control
Obstetrics VII-VIII sem.	Supervision pregnant report, study of educational material, problem solving essay, set-up preparation	100	problem solving, report, offset
Gynecology IX-X SEM	Supervision gynecological patient report. study of educational material, problem solving essay, set-up preparation	36	, report, problem solving, offset.
Obstetrics and Gynecology XI-XII	Supervision pregnant report, study of educational material, problem solving essay, exam preparation	36	problem solving, a exam

Russian Ministry of Science and Higher Education Ulyanovsk State University	Form	
F-Working Discipline Program		

11. EDUCATIONAL, METHODOLOGICAL AND INFORMATIONAL SUPPORT OF THE DISCIPLINE

a) List of recommended literature

Основная


1. Савельева Г.М. Акушерство: учебник / Г. М. Савельева, Р. И. Шалина, Л. Г. Сичинава, О. Б. Панина, М. А. Курцер. - 2-е изд., перераб. и доп. - М.: ГЭОТАР-Медиа, 2018. - 576 с. : ил. - 576 с. - ISBN 978-5-9704-4392-7 - Текст : электронный // ЭБС "Консультант студента" : [сайт]. - URL : <https://www.studentlibrary.ru/book/ISBN9785970443927.html>
2. Баисова Б.И. Гинекология: Учебник / Под ред. Г.М. Савельевой, В.Г. Бреусенко. - 4-е изд., перераб. и доп. - М.: ГЭОТАР-Медиа, 2014. - 432 с. - ISBN 978-5-9704-2994-5 - Текст : электронный // ЭБС "Консультант студента" : [сайт]. - URL : <https://www.studentlibrary.ru/book/ISBN9785970429945.html>

Дополнительная

1. Капильный В.А. Акушерство и гинекология. Практические навыки и умения с фантомным курсом: учеб. пособие / В. А. Капильный, М. В. Беришвили, А. В. Мурашко ; под ред. А. И. Ищенко. - М. : ГЭОТАР-Медиа, 2018. - 400 с. - 392 с. - ISBN 978-5-9704-4453-5 - Текст : электронный // ЭБС "Консультант студента" : [сайт]. - URL: <https://www.studentlibrary.ru/book/ISBN9785970444535.html>
2. Омаров С.-М. А. Неотложные состояния в акушерстве и гинекологии / под ред. С.-М. А. Омарова - М. : ГЭОТАР-Медиа, 2016. - 272 с. - ISBN 978-5-9704-3860-2 - Текст : электронный // ЭБС "Консультант студента" : [сайт]. - URL : <https://www.studentlibrary.ru/book/ISBN9785970438602.html>
3. Акушерство и гинекология № 1 (19), 2018 [Электронный ресурс] / - М.: ГЭОТАР-Медиа, 2018. - ISBN -2018-01 - Режим доступа: <https://www.studentlibrary.ru/book/AG-2018-01.html>
4. Актуальные вопросы диагностики и лечения акушерской патологии : учебное пособие / Л. И. Трубникова, Н. В. Вознесенская, В. Д. Таджиева [и др.]; под ред. Л. И. Трубниковой ; УлГУ, ИМЭиФК, Каф. акушерства и гинекологии. - 3-е изд., доп. и изм. - Ульяновск : УлГУ, 2018. - Загл. с экрана. - Электрон. текстовые дан. (1 файл: 4,67 МБ). - Текст : электронный.- <http://lib.ulsu.ru/MegaPro/Download/MObject/1445>
5. Практические навыки по акушерству и гинекологии : учеб. пособие для студентов мед. вузов, клин. интернов и ординаторов, врачей акушеров-гинекологов / Л. И. Трубникова, В. Д. Таджиева, Н. В. Вознесенская [и др.]; под ред. Л. И. Трубниковой; УлГУ, ИМЭиФК. - Ульяновск : УлГУ, 2016. - Загл. с экрана. - Электрон. текстовые дан. (1 файл : 14,5 МБ). - Текст : электронный.- <http://lib.ulsu.ru/MegaPro/Download/MObject/968>

Учебно-методическая

1. Актуальные вопросы гинекологии : учебно-методическое пособие / Л. И. Трубникова, Н. В. Вознесенская, В. Д. Таджиева [и др.]; под ред. Л. И. Трубниковой ; УлГУ, ИМЭиФК, Каф. акушерства и гинекологии. - 2-е изд. - Ульяновск : УлГУ, 2019. - Загл. с экрана. - Электрон. текстовые дан. (1 файл : 6,22 МБ). - Текст : электронный.- <http://lib.ulsu.ru/MegaPro/Download/MObject/1954>
2. Физиологическое акушерство: учебно-методическое пособие / Л. И. Трубникова, Н. В. Вознесенская, В. Д. Таджиева и др.; под ред. Л. И. Трубниковой; УлГУ, ИМЭиФК. - Ульяновск : УлГУ, 2018. - Загл. с экрана. -

Russian Ministry of Science and Higher Education Ulyanovsk State University	Form	
F-Working Discipline Program		

1. Актуальные вопросы гинекологии : учебно-методическое пособие / Л. И. Трубникова, Н. В. Вознесенская, В. Д. Таджиева [и др.]; под ред. Л. И. Трубниковой ; УлГУ, ИМЭиФК, Каф. акушерства и гинекологии. - 2-е изд. - Ульяновск : УлГУ, 2019. - Загл. с экрана. - Электрон. текстовые дан. (1 файл : 6,22 МБ). - Текст : электронный.-
<http://lib.ulsu.ru/MegaPro/Download/MObject/1954>

2. Физиологическое акушерство: учебно-методическое пособие / Л. И. Трубникова, Н. В. Вознесенская, В. Д. Таджиева и др.; под ред. Л. И. Трубниковой; УлГУ, ИМЭиФК. - Ульяновск : УлГУ, 2018. - Загл. с экрана. - Электрон. текстовые дан. (1 файл : 3,65 МБ). - Текст : электронный.-
<http://lib.ulsu.ru/MegaPro/Download/MObject/1239>

3. Instruction and methodological manual on physiological obstetrics / M. L. Albutova, N. V. Voznesenskaya, T. Y. Kornilova [и др.] ; edited by L. I. Trubnikova ; Ulyanovsk State University, Faculty of Medicine. Departament of Obstetrics and Gynecology. - 3rd edition. - Электрон. текстовые дан. (1 файл : 3.91 Мб). - Ulyanovsk: ULSU, 2018. - Загл. с экрана. - Текст : электронный <http://lib.ulsu.ru/MegaPro/Download/MObject/1366>

4. Албутова М.Л. Методические разработки для самостоятельной работы студентов по дисциплине «Акушерство и гинекология» для специальности 31.05.01 «Лечебное дело» (VII - VIII семестры / М. Л. Албутова; УлГУ, ИМЭиФК, Мед. фак. - Ульяновск: УлГУ, 2019. - Загл. с экрана; Неопубликованный ресурс. - Электрон. текстовые дан. (1 файл : 354 КБ). - Текст : электронный.
<http://lib.ulsu.ru/MegaPro/Download/MObject/4796>

5. Богдасаров А. Ю. Методические указания для самостоятельной работы студентов по дисциплине «Акушерство и гинекология» блок «Гинекология» для специальности 31.05.01 «Лечебное дело» (IX – X семестры) / А. Ю. Богдасаров; УлГУ, ИМЭиФК, Мед. фак. - Ульяновск: УлГУ, 2019. - Загл. с экрана; Неопубликованный ресурс. - Электрон. текстовые дан. (1 файл : 311КБ). - Текст : электронный.
<http://lib.ulsu.ru/MegaPro/Download/MObject/4797>


6. Таджиева В. Д. Методические указания для самостоятельной работы студентов (СРС) для подготовки к практическим занятиям и экзамену по дисциплине «Акушерство и гинекология» блок «Акушерство» для специальности 31.05.01 «Лечебное дело» (XI-XII семестры) / В. Д. Таджиева, В. Ю. Жданова; УлГУ, ИМЭиФК, Мед. фак. - Ульяновск : УлГУ, 2019. - Загл. с экрана; Неопубликованный ресурс. - Электрон. текстовые дан. (1 файл : 516 КБ). - Текст : электронный.
<http://lib.ulsu.ru/MegaPro/Download/MObject/4810>

Согласовано:

Главный библиотекарь _____ / Сталольникова Д.Р.
Должность сотрудника научной библиотеки ФИО

подпись

дата

Russian Ministry of Science and Higher Education Ulyanovsk State University	Form	
F-Working Discipline Program		

b) Professional databases, information and reference systems

1. Electronic library systems:

1.1. IPRbooks: electronic library system: website / group of companies IPR Media. - Saratov, [2020]. - URL: <http://www.iprbookshop.ru>. - Access mode: for registered. users. - Text: electronic.

1.2. YURAYT: electronic library system: website / LLC Electronic publishing house YURAYT. - Moscow, [2020]. - URL: <https://www.biblio-online.ru>. - Access mode: for registered. users. - Text: electronic.

1.3. Student advisor: electronic library system: website / Polytekhhresurs LLC. - Moscow, [2020]. - URL: http://www.studentlibrary.ru/catalogue/switch_kit/x2019-128.html. - Access mode: for registered. users. - Text: electronic.

1.4. Lan: electronic library system: website / EBS Lan. - St. Petersburg, [2020]. - URL: <https://e.lanbook.com>. - Access mode: for registered. users. - Text: electronic.

1.5. Znaniy.com: electronic library system: website / Znaniy LLC. - Moscow, [2020]. - URL: <http://znaniy.com>. - Access mode: for registered. users. - Text: electronic.

1.6. Clinical Collection: collection for medical universities, clinics, medical libraries // EBSCOhost: [portal]. - URL: <http://web.a.ebscohost.com/ehost/search/advanced?vid=1&sid=e3ddfb99-a1a7-46dd-a6eb-2185f3e0876a%40sessionmgr4008>. - Access mode: for authorization users. - Text: electronic.

2. ConsultantPlus [Electronic resource]: reference legal system. / LLC "Consultant Plus" - Electron. Dan. - Moscow: ConsultantPlus, [2020].

3. Databases of periodicals:

3.1. Database of periodicals: electronic journals / LLC IVIS. - Moscow, [2020]. - URL: <https://dlib.eastview.com/browse/udb/12>. - Access mode: for authorization users. - Text: electronic.

3.2. eLIBRARY.RU: scientific electronic library: site / Scientific Electronic Library LLC. - Moscow, [2020]. - URL: <http://elibrary.ru>. - Access mode: for authorization users. - Text: electronic

3.3. "Grebennikon": electronic library / ID Grebennikov. - Moscow, [2020]. - URL: <https://id2.action-media.ru/Personal/Products>. - Access mode: for authorization users. - Text: electronic.

4. National Electronic Library: Electronic Library: Federal State Information System: website / Ministry of Culture of the Russian Federation; RSL. - Moscow, [2020]. - URL: <https://neb.rf>. - Access mode: for users of the scientific library. - Text: electronic.

5. SMART Imagebase // EBSCOhost: [portal]. - URL: <https://ebsco.smartimagebase.com/?TOKEN=EBSCO-1a2ff8c55aa76d8229047223a7d6dc9c&custid=s6895741>. - Access mode: for authorization users. - Image: electronic.

6. Federal information and educational portals:


6.1. Single window of access to educational resources: federal portal / founder of FGAOU DPO TsRGOP and IT. - URL: <http://window.edu.ru/>. - Text: electronic.

6.2. Russian education: federal portal / founder of FGAOU DPO TsRGOP and IT. - URL: <http://www.edu.ru>. - Text: electronic.

7. Educational resources of UISU:

7.1. Electronic library of UISU: module ABIS Mega-PRO / LLC "Data Express". - URL: <http://lib.ulsu.ru/MegaPro/Web>. - Access mode: for users of the scientific library. - Text: electronic.

7.2. UISU educational portal. - URL: <http://edu.ulsu.ru>. - Access mode: for register. users. - Text: electronic.

Russian Ministry of Science and Higher Education Ulyanovsk State University	Form	
F-Working Discipline Program		

Согласовано:

Зам. нач. отд.
Должность сотрудника УИТИТ

Ключиков А. В.
ФИО

[Signature]
Подпись

Дата

12. MATERIAL AND TECHNICAL SUPPORT OF DISCIPLINE:

• List of premises required for classroom training in the discipline

• 432048, Ulyanovsk region, Ulyanovsk GUZ OKB, Perinatal center, st. III International, 7

- Professor's office (28.8 m²)
- Classroom No. 1 (16.97 m²)
- Classroom No. 2 (16.2 m²)
- Classroom No. 3 (29.64 m²)
- conference room - 42 m²

• 432064, Ulyanovsk region, Ulyanovsk, GUZ GKB No. 1 Perinatal center, Ave Vrach Surov, 4

- Conference hall number 34 (65.8 m²)
- Classroom No. 33 (16m²)
- the professor's office - 14 sq.m.
- training room №1 - 14 sq.m.
- training room №3 - 20 sq.m.
- Classroom No. 2 (16.2 m²)
- Classroom No. 4 (13.7m²)

✓ The premises are equipped with a set of student furniture for 14-20 seats, a classroom board, a teacher's workplace


• Lecture room (300-400 seats) 432017, Ulyanovsk region, Ulyanovsk, st. Sviyaga river embankment, 106 (building 1, building 2, building 4)

• Simulation class: 432017, Ulyanovsk region, Ulyanovsk, st. Sviyaga river embankment, 106 (building 6) 432048, Ulyanovsk region, Ulyanovsk GUZ OKB, Perinatal center, st. III International, 7 (building 4).

- Obstetric dummy or maternity mannequin F1010P, Honglian, China
- Robotic mannequin simulator of a woman in labor for processing obstetric, gynecological, neonatological skills, as well as emergency care in childbirth and newborns F 56
- Trainer for suturing perineal tears
- Simulator for practicing the skills of gynecological examination, hysteroscopy and colposcopy;
- Phantom for examining the mammary glands.

Lecture auditorium (200 seats)

Hardware: laptop, multimedia projector, screen

Russian Ministry of Science and Higher Education Ulyanovsk State University	Form	
F-Working Discipline Program		

Practice 4 course is conducted in medical institutions of the city:

1. GUZ UOKB, Perinatal Center 432048, Ulyanovsk region, Ulyanovsk, st. III International, 7
2. GUZ GKB No. 1 Perinatal Center 432064, Ulyanovsk region, Ulyanovsk, Vracha Surov Ave., 4
3. Perinatal center "Mama" 432011, Ulyanovsk region, Ulyanovsk, st. Radishcheva, 42 building 5

Practice for obtaining professional skills and professional experience (Physician assistant of an outpatient clinic).5 course

- Women's consultation №1 432064, Ulyanovsk region, Ulyanovsk, GUZ GKB №1 Perinatal center, Ave Vracha Surov, 4
- Women's consultation Central City Hospital 432057. Ulyanovsk region, Ulyanovsk, st. Orenburg, 27.
- Women's consultation at the Center for Medical Treatment named after Honored Doctor of Russia V.A. Egorova 432008 Ulyanovsk region, Ulyanovsk, st. Dostoevsky, 22
- Women's consultation number 1 432002, Ulyanovsk region, Ulyanovsk, st. Gagarin, 20
- Women's consultation No. 4432002, Ulyanovsk region, Ulyanovsk, Ryabikova st., 96

Students carry out independent work in the classrooms of the GUZ GKB No. 1 Perinatal Center, and the GUZ UOKB, the Perinatal Center or the library of UISU 432017, Ulyanovsk region, Ulyanovsk, st. Svivaga river embankment, 106 (buildings 1 and 2)

Tables:

- on obstetrics:
- physiological obstetrics - 53
- operative obstetrics - 27
- in gynecology: menstrual cycle - 7
- operative gynecology - 30
- research methods in gynecology - **8**

Videos:


Obstetrics:

- prostaglandins;
- contraception, the right to choose;
- history of contraception, intrauterine contraception, norplant.

Gynecology;

- climonorm;
- endoscopic myomectomy;
- malformations of female genital organs;
- laparoscopy in gynecology;
- bacterial vaginosis;
- external endometriosis;

• Presentations on all topics of lectures 4-6 courses

Russian Ministry of Science and Higher Education Ulyanovsk State University	Form	
F-Working Discipline Program		

Library: conference materials, textbooks, Ulyanovsk medical and biological journal, etc. GUZ GKB No. 1 Perinatal Center, and GUZ UOKB, Perinatal Center

- Computers (2 pcs.), Laptop (3 pcs.), Netbook (1 pc.).
- Multimedia projector,
- A set of instruments for obstetric and gynecological operations, vacuum extractor KIWI, dummies of female pelvis, phantoms, dolls,
- GD / F56 - robotic dummy simulator of a woman in labor with a dummy of a fetus,
- a phantom of the forearms for the introduction of Implanon,
- ultrasound machine-Aloka-500,
- colposcope,
- hysteroscope.

Auditorium for lectures, seminars, group and individual consultations).

The auditoriums are equipped with specialized furniture, a training board. Lecture rooms are equipped with multimedia equipment to provide information to a large audience.

Premises for independent work are equipped with computer equipment with the ability to connect to the Internet and provide access to the electronic information and educational environment, the electronic library system.

13. SPECIAL CONDITIONS FOR STUDENTS WITH DISABILITIES OF HEALTH

If necessary, students from among persons with disabilities (at the request of the student) may be offered one of the following options for perceiving information, taking into account their individual psychophysical characteristics:

- for persons with visual impairment: in print in large print; in the form of an electronic document; in the form of an audio file (translation of training materials into audio format); in printed form in Braille; individual consultations with the involvement of a tiflos sign language interpreter; individual tasks and consultations;
- for persons with hearing impairment: in print; in the form of an electronic document; video materials with subtitles; individual consultations involving an interpreter; individual tasks and consultations;
- for persons with disorders of the musculoskeletal system: in print; in the form of an electronic document; in the form of an audio file; individual tasks and consultations.

The head of the department organizes the storage of the approved original RPD at the department until its updated version appears, provides exposure and access to the RPD in the electronic information and educational environment of UISU


If it is necessary to use partially / exclusively distance learning technologies in the educational process, the organization of the work of teaching staff with students with disabilities and the disabled is provided in the electronic information and educational environment, taking into account their individual psychophysical characteristics.

Developer  Tadzhiyeva V.D.

signaturepositionFull Name

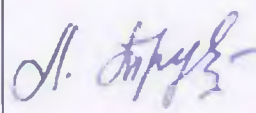
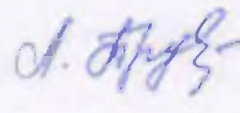
Developer  Trubnikova L.I.


signaturepositionFull Name

Russian Ministry of Science and Higher Education Ulyanovsk State University	Form	
F-Working Discipline Program		

LIST OF CHANGES of 1

**Educational plan of discipline -
«Obstetrics and Gynecology»
31.05.01. "General Medicine"
(with the development of part of the program in English" № 1
Speciality 31.05.01. «General medicine»**

№	Content of the change or a link to the attached text of the	Full name of the head of the Department developing the discipline	Signature	Date
1	Introduction of changes to item C) Professional databases, information and reference systems item 11 "Educational, methodological and information support of the discipline" with the design of Appendix 1	<u>Trubnikova L.I.</u>		31.08.21
2	Introduction of changes to item A) Recommended Literature item 11 "Educational, methodological and information support of the discipline" with the design of Appendix 2	<u>Trubnikova L.I.</u>		31.08.21

Russian Ministry of Science and Higher Education Ulyanovsk State University	Form	
F-Working Discipline Program		

Appendix 1

11. EDUCATIONAL, METHODOLOGICAL AND INFORMATIONAL SUPPORT OF THE DISCIPLINE

a) List of recommended literature


EDUCATIONAL AND METHODOLOGICAL SUPPORT OF THE DISCIPLINE

Main

1. Савельева Г.М. Акушерство: учебник / Г. М. Савельева, Р. И. Шалина, Л. Г. Сичинава, О. Б. Панина, М. А. Курцер. - 2-е изд., перераб. и доп. - М.: ГЭОТАР-Медиа, 2018. - 576 с. : ил. - 576 с. - ISBN 978-5-9704-4392-7 - Текст : электронный // ЭБС "Консультант студента" : [сайт]. - URL : <https://www.studentlibrary.ru/book/ISBN9785970443927.html>
2. Баисова Б.И. Гинекология: Учебник / Под ред. Г.М. Савельевой, В.Г. Бреусенко. - 4-е изд., перераб. и доп. - М.: ГЭОТАР-Медиа, 2014. - 432 с. - ISBN 978-5-9704-2994-5 - Текст : электронный // ЭБС "Консультант студента" : [сайт]. - URL : <https://www.studentlibrary.ru/book/ISBN9785970429945.html>

Addict

1. Капительный В.А. Акушерство и гинекология. Практические навыки и умения с фантомным курсом: учеб. пособие / В. А. Капительный, М. В. Беришвили, А. В. Мурашко ; под ред. А. И. Ищенко. - М. : ГЭОТАР-Медиа, 2018. - 400 с. - 392 с. - ISBN 978-5-9704-4453-5 - Текст : электронный // ЭБС "Консультант студента" : [сайт]. - URL: <https://www.studentlibrary.ru/book/ISBN9785970444535.html>
2. Омаров С.-М. А. Неотложные состояния в акушерстве и гинекологии / под ред. С.-М. А. Омарова - М. : ГЭОТАР-Медиа, 2016. - 272 с. - ISBN 978-5-9704-3860-2 - Текст : электронный // ЭБС "Консультант студента" : [сайт]. - URL : <https://www.studentlibrary.ru/book/ISBN9785970438602.html>
3. Акушерство и гинекология № 1 (19), 2018 [Электронный ресурс] / - М.: ГЭОТАР-Медиа, 2018. - ISBN -2018-01 - Режим доступа: <https://www.studentlibrary.ru/book/AG-2018-01.html>
4. Актуальные вопросы диагностики и лечения акушерской патологии : учебное пособие / Л. И. Трубникова, Н. В. Вознесенская, В. Д. Таджиева [и др.]; под ред. Л. И. Трубниковой ; УлГУ, ИМЭиФК, Каф. акушерства и гинекологии. - 3-е изд., доп. и изм. - Ульяновск : УлГУ, 2018. - Загл. с экрана. - Электрон. текстовые дан. (1 файл: 4,67 МБ). - Текст : электронный.- <http://lib.ulsu.ru/MegaPro/Download/MObject/1445>
5. Практические навыки по акушерству и гинекологии : учеб. пособие для студентов мед. вузов, клин. интернов и ординаторов, врачей акушеров-гинекологов / Л. И. Трубникова, В. Д. Таджиева, Н. В. Вознесенская [и др.]; под ред. Л. И. Трубниковой; УлГУ, ИМЭиФК. - Ульяновск : УлГУ, 2016. - Загл. с экрана. - Электрон. текстовые дан. (1 файл : 14,5 МБ). - Текст : электронный.- <http://lib.ulsu.ru/MegaPro/Download/MObject/968>

Russian Ministry of Science and Higher Education Ulyanovsk State University	Form	
F-Working Discipline Program		


- Актуальные вопросы гинекологии : учебно-методическое пособие / Л. И. **Трубникова, Н. В. Вознесенская, В. Д. Таджиева** [и др.]; под ред. Л. И. Трубниковой ; УлГУ, ИМЭиФК, Каф. акушерства и гинекологии. - 2-е изд. - Ульяновск : УлГУ, 2019. - Загл. с экрана. - Электрон. текстовые дан. (1 файл : 6,22 МБ). - Текст : электронный.-
<http://lib.ulsu.ru/MegaPro/Download/MObject/1954>
- Физиологическое акушерство: учебно-методическое пособие / Л. И. **Трубникова, Н. В. Вознесенская, В. Д. Таджиева** и др.; под ред. Л. И. Трубниковой; УлГУ, ИМЭиФК. - Ульяновск : УлГУ, 2018. - Загл. с экрана. - Электрон. текстовые дан. (1 файл : 3,65 МБ). - Текст : электронный.-
<http://lib.ulsu.ru/MegaPro/Download/MObject/1239>
- Instruction and methodological manual on physiological obstetrics / M. L. **Albutova, N. V. Voznesenskaya, T. Y. Kornilova** [и др.] ; edited by L. I. **Trubnikova** ; Ulyanovsk State University. Faculty of Medicine. Departament of Obstetrics and Gynecology. - 3rd edition. - Электрон. текстовые дан. (1 файл : 3.91 Мб). - Ulyanovsk: ULSU, 2018. - Загл. с экрана. - Текст : электронный <http://lib.ulsu.ru/MegaPro/Download/MObject/1366>
- Албутова М.Л.** Методические разработки для самостоятельной работы студентов по дисциплине «Акушерство и гинекология» для специальности 31.05.01 «Лечебное дело» (VII - VIII семестры / М. Л. **Албутова**; УлГУ, ИМЭиФК, Мед. фак. - Ульяновск: УлГУ, 2019. - Загл. с экрана; Неопубликованный ресурс. - Электрон. текстовые дан. (1 файл : 354 КБ). - Текст : электронный.
<http://lib.ulsu.ru/MegaPro/Download/MObject/4796>
- Богдасаров А. Ю.** Методические указания для самостоятельной работы студентов по дисциплине «Акушерство и гинекология» блок «Гинекология» для специальности 31.05.01 «Лечебное дело» (IX – X семестры) / А. Ю. **Богдасаров**; УлГУ, ИМЭиФК, Мед. фак. - Ульяновск: УлГУ, 2019. - Загл. с экрана; Неопубликованный ресурс. - Электрон. текстовые дан. (1 файл : 311КБ). - Текст : электронный.
<http://lib.ulsu.ru/MegaPro/Download/MObject/4797>
- Таджиева В. Д.** Методические указания для самостоятельной работы студентов (СРС) для подготовки к практическим занятиям и экзамену по дисциплине «Акушерство и гинекология» блок «Акушерство» для специальности 31.05.01 «Лечебное дело» (XI-XII семестры) / **В. Д. Таджиева, В. Ю. Жданова**; УлГУ, ИМЭиФК, Мед. фак. - Ульяновск : УлГУ, 2019. - Загл. с экрана; Неопубликованный ресурс. - Электрон. текстовые дан. (1 файл : 516 КБ). - Текст : электронный.
<http://lib.ulsu.ru/MegaPro/Download/MObject/4810>

Согласовано:

Главный библиотекарь _____ / Сталольникова Д.Р.
 Должность сотрудника научной библиотеки ФИО

подпись

дата

Министерство науки и высшего образования РФ Ульяновский государственный университет	Форма	
Ф-Рабочая программа дисциплины		

Приложение 2

ИНФОРМАЦИОННОЕ И ПРОГРАММНОЕ ОБЕСПЕЧЕНИЕ ДИСЦИПЛИНЫ

Профессиональные базы данных, информационно-справочные системы

1. Электронно-библиотечные системы:

1.1. IPRbooks : электронно-библиотечная система : сайт / группа компаний Ай Пи Ар Медиа. - Саратов, [2021]. – URL: <http://www.iprbookshop.ru>. – Режим доступа: для зарегистрир. пользователей. - Текст : электронный.

1.2. ЮРАЙТ : электронно-библиотечная система : сайт / ООО Электронное издательство ЮРАЙТ. – Москва, [2021]. - URL: <https://urait.ru>. – Режим доступа: для зарегистрир. пользователей. - Текст : электронный.

1.3. Консультант студента : электронно-библиотечная система : сайт / ООО Политехресурс. – Москва, [2021]. – URL: <https://www.studentlibrary.ru/cgi-bin/mb4x>. – Режим доступа: для зарегистрир. пользователей. – Текст : электронный.

1.4. Консультант врача : электронно-библиотечная система : сайт / ООО Высшая школа организации и управления здравоохранением-Комплексный медицинский консалтинг. – Москва, [2021]. – URL: <https://www.rosmedlib.ru>. – Режим доступа: для зарегистрир. пользователей. – Текст : электронный.

1.5. Большая медицинская библиотека : электронно-библиотечная система : сайт / ООО Букап. – Томск, [2021]. – URL: <https://www.books-up.ru/ru/library/>. – Режим доступа: для зарегистрир. пользователей. – Текст : электронный.

1.6. Лань : электронно-библиотечная система : сайт / ООО ЭБС Лань. – Санкт-Петербург, [2021]. – URL: <https://e.lanbook.com>. – Режим доступа: для зарегистрир. пользователей. – Текст : электронный.

1.7. Znanium.com : электронно-библиотечная система : сайт / ООО Знаниум. - Москва, [2021]. - URL: <http://znanium.com>. – Режим доступа : для зарегистрир. пользователей. - Текст : электронный.

1.8. ClinicalCollection : коллекция для медицинских университетов, клиник, медицинских библиотек // EBSCOhost : [портал]. – URL: <http://web.b.ebscohost.com/ehost/search/advanced?vid=1&sid=9f57a3e1-1191-414b-8763-e97828f9f7e1%40sessionmgr102>. – Режим доступа : для авториз. пользователей. – Текст : электронный.

1.9. Русский язык как иностранный : электронно-образовательный ресурс для иностранных студентов : сайт / ООО Компания «Ай Пи Ар Медиа». – Саратов, [2021]. – URL: <https://ros-edu.ru>. – Режим доступа: для зарегистрир. пользователей. – Текст : электронный.

2. КонсультантПлюс [Электронный ресурс]: справочная правовая система. /ООО «Консультант Плюс» - Электрон. дан. - Москва :КонсультантПлюс, [2021].

3. Базы данных периодических изданий:

3.1. База данных периодических изданий : электронные журналы / ООО ИВИС. - Москва, [2021]. – URL: <https://dlib.eastview.com/browse/udb/12>. – Режим доступа : для авториз. пользователей. – Текст : электронный.

3.2. eLIBRARY.RU: научная электронная библиотека : сайт / ООО Научная Электронная Библиотека. – Москва, [2021]. – URL: <http://elibrary.ru>. – Режим доступа : для авториз. пользователей. – Текст : электронный

3.3. «Grebennikov» : электронная библиотека / ИД Гребенников. – Москва, [2021]. – URL: <https://id2.action-media.ru/Personal/Products>. – Режим доступа : для авториз. пользователей. – Текст : электронный.

4. Национальная электронная библиотека : электронная библиотека : федеральная государственная информационная система : сайт / Министерство культуры РФ ; РГБ. – Москва, [2021]. – URL:<https://нэб.рф>. – Режим доступа : для пользователей научной

Министерство науки и высшего образования РФ Ульяновский государственный университет	Форма	
Ф-Рабочая программа дисциплины		

библиотеки. – Текст : электронный.

5. **SMARTImagebase** // EBSCOhost: [портал]. – URL: <https://ebSCO.smartimagebase.com/?TOKEN=EBSCO-1a2ff8c55aa76d8229047223a7d6dc9c&custid=s6895741>. – Режим доступа : для авториз. пользователей. – Изображение : электронные.

6. Федеральные информационно-образовательные порталы:



6.1. Единое окно доступа к образовательным ресурсам : федеральный портал / учредитель ФГАОУ ДПО ЦРГОП и ИТ. – URL: <http://window.edu.ru/>. – Текст : электронный.


6.2. Российское образование : федеральный портал / учредитель ФГАОУ ДПО ЦРГОП и ИТ. – URL: <http://www.edu.ru>. – Текст : электронный.

7. Образовательные ресурсы УлГУ:

7.1. Электронная библиотека УлГУ : модуль АБИС Мега-ПРО / ООО «Дата Экспресс». – URL: <http://lib.ulsu.ru/MegaPro/Web>. – Режим доступа : для пользователей научной библиотеки. – Текст : электронный.

Согласовано:

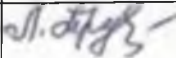

 / Ключкова А.В. /  / _____ /
Должность сотрудника УИТИ / ФИО / подпись / дата

Министерство науки и высшего образования РФ	Форма	
Ф Рабочая программа дисциплины		

LIST OF CHANGES of 2

Educational plan of discipline ” Obstetrics and gynecology

Speciality 31.05.01. «General medicine»

№	Content of the change or a link to the attached text of the	Full name of the head of the Department developing the discipline	Signature	Date
1	Introduction of changes to item C) Professional databases, information and reference systems item 11 "Educational, methodological and information support of the discipline" with the design of Appendix 1	Trubnikova L. I.		31.08.22
2	Introduction of changes to item A) Recommended Literature item 11 "Educational, methodological and information support of the discipline" with the design of Appendix 2	Trubnikova L. I.		31.08.22


Appendix 1

a) List of recommended literature

Main literature:

1 Sidorova, I. S. Obstetrics and gynecology : Vol. 1. Physiological obstetrics : textbook / Sidorova I. S. , Nikitina N. A. - Москва : ГЭОТАР-Медиа, 2021. - 336 с. - ISBN 978-5-9704-6010-8. - Текст :электронный // ЭБС "Консультантстудента" : [сайт]. - URL : <https://www.studentlibrary.ru/book/ISBN9785970460108.html>

2 Sidorova, I. S. Obstetrics and gynecology : Vol. 4. Gynecology : textbook / Sidorova I. S. , Unanyan A. L. , Nikitina N. A. - Москва : ГЭОТАР-Медиа, 2021. - 192 с. - ISBN 978-5-9704-6013-9. - Текст :электронный // ЭБС "Консультантстудента" : [сайт]. - URL : <https://www.studentlibrary.ru/book/ISBN9785970460139.html>

Министерство науки и высшего образования РФ Ульяновский государственный университет	Форма	
Ф-Рабочая программа дисциплины		

3 Radzinskiy, V. E. (Радзинский В. Е.) Gynecology : textbook / ed. by Radzinskiy V. E. , Fuks A. M. - Москва : ГЭОТАР-Медиа, 2020. - 896 с. - ISBN 978-5-9704-5799-3. - Текст : электронный // ЭБС "Консультант студента" : [сайт]. - URL : <https://www.studentlibrary.ru/book/ISBN9785970457993.html>

Additional literature:

1. Андреева М. В. Diseases of the urinary tract, kidney and pregnancy = Заболевания мочевыводящих путей, почек и беременность : study guide / М. В. Андреева, Е. П. Шевцова, Ж. С. Мартинсон. - Волгоград : ВолгГМУ, 2021. - 88 с. - ISBN 9785965206308. - Текст : электронный // ЭБС "Букап" : [сайт]. - URL : <https://www.books-up.ru/ru/book/diseases-of-the-urinary-tract-kidney-and-pregnancy-13816236/>

2. Instruction and methodological manual on physiological obstetrics / M. L. Albutova, N. V. Voznesenskaya, T. Y. Kornilova [и др.] ; edited by L. I. Trubnikova ; Ulyanovsk State University, Faculty of Medicine, Department of Obstetrics and Gynecology. - 3rd edition. - Электрон. текстовые дан. (1 файл : 3,91 Мб). - Ulyanovsk: ULSU, 2018. - Загл. с экрана. - Текст : электронный <http://lib.ulsu.ru/MegaPro/Download/MObject/1366>

3 Андреева М. В. Вопросы частной гинекологии. Manual Issues in Particular Gynecology / М. В. Андреева, Е. П. Шевцова, Ж. С. Мартинсон. - 2-е изд. доп.. - Волгоград : ВолгГМУ, 2019. - 92 с. - Текст : электронный // ЭБС "Букап" : [сайт]. - URL : <https://www.books-up.ru/ru/book/voprosy-chastnoj-ginekologii-manual-issues-in-particular-gynecology-9808729/>.

4. Strizhakov, A. N. Methodology and methods of educational obstetric history taking : tutorial guide / A. N. Strizhakov, I. V. Ignatko, A. M. Rodionova [et al.]. - Москва : ГЭОТАР-Медиа, 2022. - 80 с. - ISBN 978-5-9704-6449-6. - Текст : электронный // ЭБС "Консультант студента" : [сайт]. - URL : <https://www.studentlibrary.ru/book/ISBN9785970464496.html>

Educational- methodical:

1. Albutova M. L. Methodological developments for independent work of students discipline «Ob/gynecology» for the specialty 31.05.01 «Medical business» (VII - VIII semester) / M. L. Albutova; Ulyanovsk State University. - Ulyanovsk : ULSU, 2022. - 9 p. - Неопубликованный ресурс; На англ. яз. - URL: <http://lib.ulsu.ru/MegaPro/Download/MObject/11600>. - Режим доступа: ЭБС УлГУ. - Текст : электронный.

2. Bogdasarov A.Yu. Methodological instructions for students' independent work for the discipline «Obstetrics and gynecology» block «Gynecology» for the specialty 31.05.01 «Medical business» (IX - X terms) / Bogdasarov A.Yu.; Ulyanovsk State University. - Ulyanovsk : ULSU, 2022. - 9 p. - Неопубликованный ресурс; На англ. яз. - URL: <http://lib.ulsu.ru/MegaPro/Download/MObject/11601>. - Режим доступа: ЭБС УлГУ. - Текст : электронный.

3. Tajieva V. D. Methodological instructions for students in preparation for practical exercises on the discipline «Obstetrics» for the specialty 31.05.01 «Medical business» (XI-XII semester) / V. D. Tajieva, O. A. Marinova; Ulyanovsk State University. - Ulyanovsk : ULSU, 2022. - 31 p. - Неопубликованный ресурс; На англ. яз. - URL: <http://lib.ulsu.ru/MegaPro/Download/MObject/11614>. - Режим доступа: ЭБС УлГУ. - Текст : электронный.

Agreed:

Chief Librarian

/Stadolnikova D.R. /

 /


date

Position of the scientific library employee

Full name

signature

date

Министерство науки и высшего образования РФ Ульяновский государственный университет	Форма	
Ф-Рабочая программа дисциплины		

3 Radzinskiy, V. E. (Радзинский В. Е.) Gynecology : textbook / ed. by Radzinskiy V. E. , Fuks A. M. - Москва : ГЭОТАР-Медиа, 2020. - 896 с. - ISBN 978-5-9704-5799-3. - Текст : электронный // ЭБС "Консультант студента" : [сайт]. - URL : <https://www.studentlibrary.ru/book/ISBN9785970457993.html>

Additional literature:

1. Андреева М. В. Diseases of the urinary tract, kidney and pregnancy = Заболевания мочевыводящих путей, почек и беременность : study guide / М. В. Андреева, Е. П. Шевцова, Ж. С. Мартинсон. - Волгоград : ВолгГМУ, 2021. - 88 с. - ISBN 9785965206308. - Текст : электронный // ЭБС "Букап" : [сайт]. - URL : <https://www.books-up.ru/ru/book/diseases-of-the-urinary-tract-kidney-and-pregnancy-13816236/>

2. Instruction and methodological manual on physiological obstetrics / M. L. Albutova, N. V. Voznesenskaya, T. Y. Kornilova [и др.] ; edited by L. I. Trubnikova ; Ulyanovsk State University, Faculty of Medicine, Department of Obstetrics and Gynecology. - 3rd edition. - Электрон. текстовые дан. (1 файл : 3,91 Мб). - Ulyanovsk: ULSU, 2018. - Загл. с экрана. - Текст : электронный <http://lib.ulsu.ru/MegaPro/Download/MObject/1366>

3 Андреева М. В. Вопросы частной гинекологии. Manual Issues in Particular Gynecology / М. В. Андреева, Е. П. Шевцова, Ж. С. Мартинсон. - 2-е изд. доп.. - Волгоград : ВолгГМУ, 2019. - 92 с. - Текст : электронный // ЭБС "Букап" : [сайт]. - URL : <https://www.books-up.ru/ru/book/voprosy-chastnoj-ginekologii-manual-issues-in-particular-gynecology-9808729/>.

4. Strizhakov, A. N. Methodology and methods of educational obstetric history taking : tutorial guide / A. N. Strizhakov, I. V. Ignatko, A. M. Rodionova [et al.]. - Москва : ГЭОТАР-Медиа, 2022. - 80 с. - ISBN 978-5-9704-6449-6. - Текст : электронный // ЭБС "Консультант студента" : [сайт]. - URL : <https://www.studentlibrary.ru/book/ISBN9785970464496.html>

Educational- methodical:

1. Albutova M. L. Methodological developments for independent work of students discipline «Ob/gynecology» for the specialty 31.05.01 «Medical business» (VII - VIII semester) / M. L. Albutova; Ulyanovsk State University. - Ulyanovsk : ULSU, 2022. - 9 p. - Неопубликованный ресурс; На англ. яз. - URL: <http://lib.ulsu.ru/MegaPro/Download/MObject/11600>. - Режим доступа: ЭБС УлГУ. - Текст : электронный.

2. Bogdasarov A.Yu. Methodological instructions for students' independent work for the discipline «Obstetrics and gynecology» block «Gynecology» for the specialty 31.05.01 «Medical business» (IX - X terms) / Bogdasarov A.Yu.; Ulyanovsk State University. - Ulyanovsk : ULSU, 2022. - 9 p. - Неопубликованный ресурс; На англ. яз. - URL: <http://lib.ulsu.ru/MegaPro/Download/MObject/11601>. - Режим доступа: ЭБС УлГУ. - Текст : электронный.

3. Tajieva V. D. Methodological instructions for students in preparation for practical exercises on the discipline «Obstetrics» for the specialty 31.05.01 «Medical business» (XI-XII semester) / V. D. Tajieva, O. A. Marinova; Ulyanovsk State University. - Ulyanovsk : ULSU, 2022. - 31 p. - Неопубликованный ресурс; На англ. яз. - URL: <http://lib.ulsu.ru/MegaPro/Download/MObject/11614>. - Режим доступа: ЭБС УлГУ. - Текст : электронный.

4. Methodological instructions for students' independent work for the discipline «Obstetrics and gynecology» block «Obstetrics» for the specialty 31.05.01 «Medical business» (IX - X terms) / Bogdasarov A.Yu.; Ulyanovsk State University. - Ulyanovsk : ULSU, 2022. - 9 p. - Неопубликованный ресурс; На англ. яз. - URL: <http://lib.ulsu.ru/MegaPro/Download/MObject/11601>. - Режим доступа: ЭБС УлГУ. - Текст : электронный.

Agreed:

Chief Librarian


/Stadolnikova D.R. /

signature

date

Position of the scientific library employee

Full name

Министерство науки и высшего образования РФ Ульяновский государственный университет	Форма	
Ф-Рабочая программа дисциплины		

Professional databases, information and reference systems

1. Electronic library systems:

List of software used

name
SPS Consultant Plus
NEB RF
EBS IPRbooks
AIBS "MegaPro"
The Anti-Plagiarism system. University
Microsoft Windows OS

Microsoft Office 2016
"MyOffice Standard"

Bought for comp. IMEIFC class:

Automated information system "Vitakor RMIS"
Statistica Basic Academic for Windows 13

1. Электронно-библиотечные системы:

1.1. IPRbooks : электронно-библиотечная система : сайт / группа компаний Ай Пи Ар Медиа. - Саратов, [2022]. – URL: <http://www.iprbookshop.ru>. – Режим доступа: для зарегистрир. пользователей. - Текст : электронный.


1.2. ЮРАЙТ : электронно-библиотечная система : сайт / ООО Электронное издательство ЮРАЙТ. – Москва, [2022]. - URL: <https://urait.ru>. – Режим доступа: для зарегистрир. пользователей. - Текст : электронный.

1.3. Консультант студента : электронно-библиотечная система : сайт / ООО Политехресурс. – Москва, [2022]. – URL: <https://www.studentlibrary.ru/cgi-bin/mb4x>. – Режим доступа: для зарегистрир. пользователей. – Текст : электронный.

1.4. Консультант врача : электронно-библиотечная система : сайт / ООО Высшая школа организации и управления здравоохранением-Комплексный медицинский консалтинг. – Москва, [2022]. – URL: <https://www.rosmedlib.ru>. – Режим доступа: для зарегистрир. пользователей. – Текст : электронный.

1.5. Большая медицинская библиотека : электронно-библиотечная система : сайт / ООО Букап. – Томск, [2022]. – URL: <https://www.books-up.ru/ru/library/>. – Режим доступа: для зарегистрир. пользователей. – Текст : электронный.

1.6. Лань : электронно-библиотечная система : сайт / ООО ЭБС Лань. – Санкт-Петербург, [2022]. – URL: <https://e.lanbook.com>. – Режим доступа: для зарегистрир. пользователей. – Текст : электронный.

Министерство науки и высшего образования РФ Ульяновский государственный университет	Форма	
Ф-Рабочая программа дисциплины		

1.7. Znaniium.com :электронно-библиотечная система : сайт / ООО Знаниум. - Москва, [2022]. - URL: <http://znaniium.com> . – Режим доступа : для зарегистрир. пользователей. - Текст : электронный.

1.8. Clinical Collection : коллекция для медицинских университетов, клиник, медицинских библиотек // EBSCOhost : [портал]. – URL: <http://web.b.ebscohost.com/ehost/search/advanced?vid=1&sid=9f57a3e1-1191-414b-8763-e97828f9f7e1%40sessionmgr102>. – Режим доступа : для авториз. пользователей. – Текст : электронный.

1.9. Русский язык как иностранный :электронно-образовательный ресурс для иностранных студентов : сайт / ООО Компания «Ай Пи Ар Медиа». – Саратов, [2022]. – URL: <https://ros-edu.ru>. – Режим доступа: для зарегистрир. пользователей. – Текст : электронный.

2. КонсультантПлюс [Электронный ресурс]: справочная правовая система. /ООО «Консультант Плюс» - Электрон. дан. - Москва : КонсультантПлюс, [2022].

3. Базы данных периодических изданий:

3.1. База данных периодических изданий : электронные журналы / ООО ИВИС. - Москва, [2022]. – URL: <https://dlib.eastview.com/browse/udb/12>. – Режим доступа : для авториз. пользователей. – Текст : электронный.

3.2. eLIBRARY.RU: научная электронная библиотека : сайт / ООО Научная Электронная Библиотека. – Москва, [2022]. – URL: <http://elibrary.ru>. – Режим доступа : для авториз. пользователей. – Текст : электронный

3.3. «Grebennikon» : электронная библиотека / ИД Гребенников. – Москва, [2021]. – URL: <https://id2.action-media.ru/Personal/Products>. – Режим доступа : для авториз. пользователей. – Текст : электронный.

4. Национальная электронная библиотека : электронная библиотека : федеральная государственная информационная система : сайт / Министерство культуры РФ ; РГБ. – Москва, [2022]. – URL:<https://нэб.рф>. – Режим доступа : для пользователей научной библиотеки. – Текст : электронный.

5. SMARTImagebase // EBSCOhost : [портал]. – URL: <https://ebsco.smartimagebase.com/?TOKEN=EBSCO-1a2ff8c55aa76d8229047223a7d6dc9c&custid=s6895741>. – Режим доступа : для авториз. пользователей. – Изображение : электронные.

6. Федеральные информационно-образовательные порталы:

6.1. Единое окно доступа к образовательным ресурсам : федеральный портал / учредитель ФГАОУ ДПО ЦРГОП и ИТ. – URL: <http://window.edu.ru/> . – Текст : электронный.

6.2. Российское образование : федеральный портал / учредитель ФГАОУ ДПО ЦРГОП и ИТ. – URL: <http://www.edu.ru>. – Текст : электронный.

7. Образовательные ресурсы УлГУ:

7.1. Электронная библиотека УлГУ : модуль АБИС Мега-ПРО / ООО «Дата Экспресс». – URL: <http://lib.ulsu.ru/MegaPro/Web>. – Режим доступа : для пользователей научной библиотеки. – Текст : электронный.


Software

Federal State Budgetary Educational Institution of Higher Education

Decision of the Academic Council Ulyanovsk State University

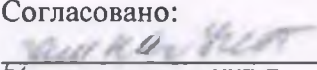
On amendments to local regulations

Protocol No. 6/266 of 29.01.19.

Министерство науки и высшего образования РФ Ульяновский государственный университет	Форма	
Ф-Рабочая программа дисциплины		

1. MedShow is a program for viewing images and drawings.
2. GD/F56H-intelligencedigitalObstetricsandGynecologyskilltrainingsystem (computermonitored) – GD/F56 is a highly intelligent digital system simulator of obstetric and gynecological skills (computer-controlled).

Согласовано:


Должность сотрудника УИТиТ


ФИО


Подпись

Дата

9. MATERIAL AND TECHNICAL SUPPORT OF THE DISCIPLINE:

- A list of premises required for conducting classroom classes in the discipline

- **432048, Ulvanovsk region, Ulvanovsk GUZ OKB, Perinatal Center, III Internationala str.,7**

- Professor's office (28.8 m²)
- Classroom No. 1 (16.97 m²)
- Classroom No. 2 (16.2 m²)
- Classroom No. 3 (29.64 m²)
- conference hall – 42 m²

- **432064, Ulvanovsk region, Ulvanovsk, GUZ GKB No. 1 Perinatal Center, Doctor Surov Ave., 4**


- Conference hall No. 34 (65.8 m²)
- * Classroom No. 33 (16 m²)
- professor's office – 14 sq.m
- study room No. 1- 14 sq.m
- study room No. 3 – 20 sq.m.
- Classroom No. 2 (16,2m²)
- Classroom No. 4 (13.7 m²)

The premises are equipped with a set of student furniture for 14-20 seats, a classroom blackboard, a teacher's workplace

- **Lecture hall (300-400 seats) 432017, Ulvanovsk region, Ulvanovsk, ul. 106 Svivaga River embankment (building 1, building 2, building 4)**

Simulation class: 432017, Ulvanovsk region, Ulvanovsk, ul.Embankment of the Svivaga river,106 (building 6) 432048, Ulvanovsk region, Ulvanovsk GUZ OKB, Perinatal Center, III Internationala str., 7 (building 4). 1.Акушерскиймуляжилиманекенроженицы F1010P, Honglian, Китай

- 2.Robotic dummy simulator of a woman in labor for processing obstetric, gynecological, neonatological skills, as well as providing emergency care in childbirth and newborns F 56
- Simulator for suturing ruptures of the perineum

Министерство науки и высшего образования РФ Ульяновский государственный университет	Форма	
Ф-Рабочая программа дисциплины		

- Simulator for practicing the skills of gynecological examination, hysteroscopy and colposcopy;
- Phantom for breast examination.

Lecture hall (200 seats)

Technical means: laptop, multimedia projector, screen

The practice of the 4th course is conducted in medical institutions of the city:

1. GUZ OKB, Perinatal Center 432048, Ulyanovsk region, Ulyanovsk, III Internationala str., 7
2. GUZ GKB No. 1 Perinatal Center 432064, Ulyanovsk region, Ulyanovsk, Doctor Surov Ave., 4
3. Perinatal center "Mama" 432011, Ulyanovsk region, Ulyanovsk, Radishchev str., 42 bldg.5

Practice in obtaining professional skills and professional experience (Assistant to a doctor of an outpatient clinic).

- 5th year Women's Consultation No. 1 432064, Ulyanovsk region, Ulyanovsk, GUZ GKB No. 1 Perinatal Center, Doctor Surova Ave., 4
- Women's consultation TSGKB 432057. Ulyanovsk region, Ulyanovsk, Orenburg str., 27.
- Women's consultation of the CMSC named after the Honored Doctor of Russia V.A. Egorov 432008 Ulyanovsk region, Ulyanovsk, Dostoevsky str., 22
- Women's consultation No. 1 432002, Ulyanovsk region, Ulyanovsk, Gagarin str., 20
- Women's consultation No. 4432002, Ulyanovsk region, Ulyanovsk, Ryabikova str., 96 Самостоятельная работа студенты проводят в учебных аудиториях ГУЗГКБ №1 Перинатальный центр, и ГУЗУОКБ, Перинатальный центр и библиотеке УлГУ 432017, Ульяновская область, г. Ульяновск, ул. Набережной р. Свияга, 106 (корпус 1 и 2)


Tables:

- on obstetrics:
 - physiological obstetrics – 53
 - operative obstetrics - 27
 - in gynecology: menstrual cycle – 7
 - operative gynecology – 30
 - methods of research in gynecology – 8

• Videos:

On obstetrics:

- ✓ Operation Obstetric Forceps
- ✓ Operation Vacuum extraction of the fetus
- ✓ Cesarean section operation
- ✓ Physiology of childbirth
- ✓ Childbirth in the pelvic presentation
- ✓ Abortion
- ✓ Tsovyanov's Manual 1
- ✓ Manual on Tsovyanov 2
- ✓ Manual manual in the classic way
- ✓ Controlled balloon tamponade
- ✓ Manual separation of the placenta and isolation of the afterbirth *По*

Министерство науки и высшего образования РФ Ульяновский государственный университет	Форма	
Ф-Рабочая программа дисциплины		

gynecology;

- ✓ climonorm;
- ✓ endoscopic myomectomy;
- ✓ malformations of the female genital organs;
- ✓ laparoscopy in gynecology;
- ✓ bacterial vaginosis;
- ✓ - external endometriosis;

• Presentations on all topics of lectures of 4-6 courses


Library: conference materials, textbooks, Ulyanovsk Medical and Biological Journal, etc. GUZ GKB No. 1 Perinatal Center, and GUZ UOKB, Perinatal Center

- * Computers (2 pcs.), laptop (2 pcs.), netbook (1 pc.).
- Multimedia projector,
- * A set of tools for obstetric and gynecological operations, KIWI vacuum extractor, models of female pelvises, phantoms, dolls,
- GD/F56 – robotic dummy simulator of a woman in labor with a dummy fetus,
- phantom forearms for Implanon insertion,
- Ultrasound machine-Aloka-500,
- colposcope,
- hysteroscope.

Classrooms for lectures, seminars, group and individual consultations).

The premises for independent work are equipped with computer equipment with the ability to connect to the Internet and provide access to an electronic information and educational environment, an electronic library system.

The classrooms are equipped with specialized furniture, a blackboard. Lecture halls are equipped with multimedia equipment to provide information to a large audience. The list of equipment used in the educational process is indicated in accordance with the information on the material and technical support and equipment of the educational process posted on the official website of the USU in the section "Information about the educational organization".

Министерство науки и высшего образования РФ Ульяновский государственный университет	Форма	
Ф-Рабочая программа дисциплины		

10. SPECIAL CONDITIONS FOR STUDENTS WITH DISABILITIES


If necessary, students from among persons with disabilities (at the request of the student) may be offered one of the following options for the perception of information, taking into account their individual psychophysical characteristics:

- for persons with visual impairments: in printed form in enlarged font; in the form of an electronic document; in the form of an audio file (translation of educational materials into audio format); in printed form in Braille; individual consultations with the involvement of a typhoid translator; individual assignments and consultations;
- for persons with hearing impairments: in printed form: in the form of an electronic document; video materials with subtitles; individual consultations with the involvement of a sign language interpreter; individual tasks and consultations;
- for persons with musculoskeletal disorders: in printed form: in the form of an electronic document: in the form of an audio file: individual assignments and consultations;

If it is necessary to use partially/ exclusively distance learning technologies in the educational process, the organization of work of teaching staff with students with disabilities and disabilities is provided in an electronic information and educational environment, taking into account their individual psychophysical characteristics.



Developer *Тажиева* - associate professor Tajieva V.D. _____


Developer *Марина* - assistant Marinova O.A.

Russian Ministry of Science and Higher Education Ulyanovsk State University	Form	
F-Working Discipline Program		

LIST OF CHANGES of 3

**Educational plan of discipline
«Obstetrics and Gynecology»
31.05.01. "General Medicine"
(with the development of part of the program in English" № 1
Speciality 31.05.01. «General medicine»**

№	Content of the change or a link to the attached text of the	Full name of the head of the Department developing the discipline	Signature	Date
1	Introduction of changes to item C) Professional databases, information and reference systems item 11 "Educational, methodological and information support of the discipline" with the design of Appendix 1	<u>Trubnikova L.I.</u>		31.08.23
2	Introduction of changes to item A) Recommended Literature item 11 "Educational, methodological and information support of the discipline" with the design of Appendix 2	<u>Trubnikova L.I.</u>		31.08.23

Russian Ministry of Science and Higher Education Ulyanovsk State University	Form	
F-Working Discipline Program		

Appendix 1

Акушерство и гинекология

11. EDUCATIONAL-METHODICAL AND INFORMATION SUPPORT OF DISCIPLINE


a) List of recommended literature

Main literature:

- 1 Sidorova, I. S. Obstetrics and gynecology : Vol. 1. Physiological obstetrics : textbook / Sidorova I. S. , Nikitina N. A. - Москва : ГЭОТАР-Медиа, 2021. - 336 с. - ISBN 978-5-9704-6010-8. - Текст :электронный // ЭБС "Консультантстудента" : [сайт]. - URL : <https://www.studentlibrary.ru/book/ISBN9785970460108.html>
- 2 Sidorova, I. S. Obstetrics and gynecology : Vol. 4. Gynecology : textbook / Sidorova I. S. , Unanyan A. L. , Nikitina N. A. - Москва : ГЭОТАР-Медиа, 2021. - 192 с. - ISBN 978-5-9704-6013-9. - Текст :электронный // ЭБС "Консультантстудента" : [сайт]. - URL : <https://www.studentlibrary.ru/book/ISBN9785970460139.html>
- 3 Radzinskiy, V. E. (Радзинский В. Е.) Gynecology : textbook / ed. by Radzinskiy V. E. , Fuks A. M. - Москва : ГЭОТАР-Медиа, 2020. - 896 с. - ISBN 978-5-9704-5799-3. - Текст :электронный // ЭБС "Консультантстудента" : [сайт]. - URL : <https://www.studentlibrary.ru/book/ISBN9785970457993.html>

Additional literature:

1. АндрееваМ. В. Diseasesoftheurinarytract, kidneyandpregnancy = Заболеваниямочевыводящихпутей, почкибеременность :studyquide / М. В. Андреева, Е. П. Шевцова, Ж. С. Мартинсон. - Волгоград :ВолгГМУ, 2021. - 88 с. - ISBN9785965206308. - Текст :электронный // ЭБС "Букап" : [сайт]. - URL : <https://www.books-up.ru/ru/book/diseases-of-the-urinary-tract-kidney-and-pregnancy-13816236/>
2. Instruction and methodological manual on physiological obstetrics / М. L. Albutova, N. V. Voznesenskaya, Т. Y. Kornilova [идр.] ; edited by L. I. Trubnikova ; Ulyanovsk State University, Faculty of Medicine, Departament of Obstetrics and Gynecology. - 3rd edition. - Электрон. текстовыедан. (1 файл : 3,91 Мб). - Ulyanovsk: ULSU, 2018. - Загл. сэкрана. - Текст :электронный<http://lib.ulsu.ru/MegaPro/Download/MObject/1366>
- 3 [Андреева М. В. Вопросы частной гинекологии. ManualIssuesinParticularGynecology / М. В. Андреева, Е. П. Шевцова, Ж. С. Мартинсон. - 2-е изд. доп.. - Волгоград :ВолгГМУ, 2019. - 92 с. - Текст :электронный // ЭБС "Букап" : \[сайт\]. - URL : https://www.books-up.ru/ru/book/voprosy-chastnoj-ginekologii-manual-issues-in-particular-gynecology-9808729/.](https://www.books-up.ru/ru/book/voprosy-chastnoj-ginekologii-manual-issues-in-particular-gynecology-9808729/)
4. Strizhakov, А. N. Methodologyandmethodsofeducationalobstetrichistorytaking :tutorialguide / А. N. Strizhakov, I. V. Ignatko, А. M. Rodionova [etal.]. - Москва : ГЭОТАР-Медиа, 2022. - 80 с. - ISBN 978-5-9704-6449-6. - Текст :электронный // ЭБС "Консультант студента" : [сайт]. - URL : <https://www.studentlibrary.ru/book/ISBN9785970464496.html>

Russian Ministry of Science and Higher Education Ulyanovsk State University	Form	
F-Working Discipline Program		

Educational- methodical:

1. **Albutova M. L.** Methodological developments for independent work of students discipline «Ob/gynecology» for the specialty 31.05.01 «Medical business» (VII - VIII semester) / M. L. Albutova; Ulyanovsk State University. - Ulyanovsk :UISU, 2022. - 9 p. - Неопубликованный ресурс; Наангл. яз. - URL: <http://lib.ulsu.ru/MegaPro/Download/MObject/11600>. - Режим доступа: ЭБСУлГУ. - Текст :электронный.
2. **Bogdasarov A. Yu.** Methodological instructions for students' independent work for the discipline «Obstetrics and gynecology» block «Gynecology» for the specialty 31.05.01 «Medical business» (IX - X terms) / Bogdasarov A. Yu.; Ulyanovsk State University. - Ulyanovsk :UISU, 2022. - 9 p. - Неопубликованный ресурс; Наангл. яз. - URL: <http://lib.ulsu.ru/MegaPro/Download/MObject/11601>. - Режим доступа: ЭБСУлГУ. - Текст :электронный.
3. **Tajieva V. D.** Methodological instructions for students in preparation for practical exercises on the discipline «Obstetrics» for the specialty 31.05.01 «Medical business» (XI-XII semester) / V. D. Tajieva, O. A. Marinova; Ulyanovsk State University. - Ulyanovsk :UISU, 2022. - 31 p. - Неопубликованный ресурс; Наангл. яз. - URL: <http://lib.ulsu.ru/MegaPro/Download/MObject/11614>. - Режим доступа: ЭБСУлГУ. - Текст :электронный.

AGREED:

Leading specialist Ивановичева Мария 1 2023

The position of the worker scientific library

Full name

signature

data

1. Электронно-библиотечные системы:

1.1. Цифровой образовательный ресурс IPRsmart:электронно-библиотечная система : сайт / ООО Компания«Ай Пи Ар Медиа». - Саратов, [2023]. –URL:<http://www.iprbookshop.ru>. – Режим доступа: для зарегистрир. пользователей. - Текст : электронный.

1.2. Образовательная платформа ЮРАЙТ: образовательный ресурс, электронная библиотека : сайт / ООО Электронное издательство«ЮРАЙТ». – Москва, [2023]. - URL: <https://urait.ru>. – Режим доступа: для зарегистрир. пользователей. - Текст : электронный.

1.3. База данных «Электронная библиотека технического ВУЗа (ЭБС «Консультант студента»):электронно-библиотечная система : сайт / ООО «Политехресурс». – Москва, [2023]. –URL:<https://www.studentlibrary.ru/cgi-bin/mb4x>. – Режим доступа: для зарегистрир. пользователей. –Текст : электронный.

1.4. Консультант врача. Электронная медицинская библиотека :база данных : сайт / ООО «Высшая школа организации и управления здравоохранением-Комплексный медицинский консалтинг». – Москва, [2023]. – URL: <https://www.rosmedlib.ru>. – Режим доступа: для зарегистрир. пользователей. – Текст : электронный.

1.5. Большая медицинская библиотека: электронно-библиотечная система: сайт / ООО «Букап». – Томск, [2023]. – URL: <https://www.books-up.ru/ru/library/> . – Режим доступа: для зарегистрир. пользователей. – Текст: электронный.

1.6. ЭБС Лань:электронно-библиотечная система: сайт/ ООО ЭБС «Лань». –Санкт-Петербург, [2023]. –URL:<https://e.lanbook.com>. – Режим доступа: для зарегистрир. пользователей. –Текст : электронный.

1.7. ЭБС Znanium.com:электронно-библиотечная система : сайт / ООО «Знаниум». - Москва, [2023]. - URL: <http://znanium.com> . – Режим доступа: для зарегистрир. пользователей. - Текст : электронный.

2. КонсультантПлюс [Электронный ресурс]: справочная правовая система. /ООО «Консультант Плюс» - Электрон. дан. - Москва :КонсультантПлюс, [2023].

3.Базы данных периодических изданий:

3.1. eLIBRARY.RU: научная электронная библиотека : сайт / ООО «Научная Электронная Библиотека». – Москва, [2023]. – URL: <http://elibrary.ru>. – Режим доступа : для авториз. пользователей. – Текст : электронный

3.2. Электронная библиотека «Издательского дома «Гребенников» (Grebinnikon) : электроннаябиблиотека / ООО ИД «Гребенников». – Москва, [2023]. – URL: <https://id2.action-media.ru/Personal/Products>. – Режим доступа : для авториз. пользователей. – Текст : электронный.


4. Федеральная государственная информационная система «Национальная электронная библиотека»:электронная библиотека: сайт / ФГБУ РГБ. – Москва, [2023]. – URL:<https://нэб.рф>. – Режим доступа: для пользователей научной библиотеки. –Текст : электронный.

5. Российское образование: федеральный портал / учредитель ФГАУ «ФИЦТО». – URL: <http://www.edu.ru>. – Текст : электронный.

6. Электронная библиотечная система УлГУ : модуль «Электронная библиотека» АБИС Мега-ПРО / ООО «Дата Экспресс». – URL:<http://lib.ulsu.ru/MegaPro/Web>. – Режим доступа :для пользователей научной библиотеки. – Текст : электронный.



Согласовано:


Ишениер Ведущий ; Ишениер Юль ; Ишениер | 20.04.2023
Должность сотрудника УИТГ | ИНО | Подпись | Дата

Russian Ministry of Science and Higher Education Ulyanovsk State University	Form	
F-Working Discipline Program		

LIST OF CHANGES of 4

**Educational plan of discipline
«Obstetrics and Gynecology»
31.05.01. "General Medicine"
(with the development of part of the program in English" № 1
Speciality 31.05.01. «General medicine»**

№	Content of the change or a link to the attached text of the	Full name of the head of the Department developing the discipline	Signature	Date
1	Introduction of changes to item C) Professional databases, information and reference systems item 11 "Educational, methodological and information support of the discipline" with the design of Appendix 1	<u>Trubnikova L.I.</u>		14.06.24
2	Introduction of changes to item A) Recommended Literature item 11 "Educational, methodological and information support of the discipline" with the design of Appendix 2	<u>Trubnikova L.I.</u>		14.06.24

Russian Ministry of Science and Higher Education Ulyanovsk State University	Form	
F-Working Discipline Program		

Appendix 1

EDUCATIONAL-METHODICAL AND INFORMATION SUPPORT OF DISCIPLINE

a) List of recommended literature

Main literature:

- 1 Sidorova, I. S. Obstetrics and gynecology : Vol. 1. Physiological obstetrics : textbook / Sidorova I. S. , Nikitina N. A. - Москва : ГЭОТАР-Медиа, 2021. - 336 с. - ISBN 978-5-9704-6010-8. - Текст :электронный // ЭБС "Консультантстудента" : [сайт]. - URL : <https://www.studentlibrary.ru/book/ISBN9785970460108.html>
- 2 Sidorova, I. S. Obstetrics and gynecology : Vol. 4. Gynecology : textbook / Sidorova I. S. , Unanyan A. L. , Nikitina N. A. - Москва : ГЭОТАР-Медиа, 2021. - 192 с. - ISBN 978-5-9704-6013-9. - Текст :электронный // ЭБС "Консультантстудента" : [сайт]. - URL : <https://www.studentlibrary.ru/book/ISBN9785970460139.html>


Additional literature:

- 1 Strizhakov, A. N. Methodology and methods of educational obstetric history taking : tutorial guide / A. N. Strizhakov, I. V. Ignatko, A. M. Rodionova [et al.]. - Москва :ГЭОТАР-Медиа, 2022. - 80 с. - ISBN 978-5-9704-6449-6. - Текст :электронный // ЭБС "Консультантстудента" : [сайт]. - URL : <https://www.studentlibrary.ru/book/ISBN9785970464496.html>
2. Radzinskiy, V. E. (Радзинский В. Е.) Gynecology : textbook / ed. by Radzinskiy V. E. , Fuks A. M. - Москва : ГЭОТАР-Медиа, 2020. - 896 с. - ISBN 978-5-9704-5799-3. - Текст :электронный // ЭБС "Консультантстудента" : [сайт]. - URL : <https://www.studentlibrary.ru/book/ISBN9785970457993.html>
3. Instruction and methodological manual on physiological obstetrics / M. L. Albutova, N. V. Voznesenskaya, T. Y. Kornilova [идр.] ; edited by L. I. Trubnikova ; Ulyanovsk State University, Faculty of Medicine, Department of Obstetrics and Gynecology. - 3rd edition. - Электрон. текстовые дан. (1 файл : 3,91 Мб). - Ulyanovsk: ULSU, 2018. - Загл. с экрана. - Текст : электронный <http://lib.ulsu.ru/MegaPro/Download/MObject/1366>

Educational- methodical:

1. **Albutova M. L.** Methodological developments for independent work of students discipline «Ob/gynecology» for the specialty 31.05.01 «Medical business» (VII - VIII semester) / M. L. Albutova; Ulyanovsk State University. - Ulyanovsk :UISU, 2022. - 9 p. – Неопубликованный ресурс; На англ. яз. - URL: <http://lib.ulsu.ru/MegaPro/Download/MObject/11600>. - Режим доступа: ЭБС УлГУ. - Текст :электронный.
2. Bogdasarov A. Yu. Methodological instructions for students' independent work for the discipline «Obstetrics and gynecology» block «Gynecology» for the specialty 31.05.01 «Medical business» (IX - X terms) / Bogdasarov A. Yu.; Ulyanovsk State University. - Ulyanovsk :UISU, 2022. - 9 p. – Неопубликованный ресурс; На англ. яз. - URL: <http://lib.ulsu.ru/MegaPro/Download/MObject/11601>. - Режим доступа: ЭБС УлГУ. - Текст :электронный.
3. Tajieva V. D. Methodological instructions for students in preparation for practical exercises on the discipline «Obstetrics» for the specialty 31.05.01 «Medical business» (XI-XII semester) / V. D. Tajieva, O. A. Marinova; Ulyanovsk State University. - Ulyanovsk :UISU, 2022. - 31 p. – Неопубликованный ресурс; На англ. яз. - URL: <http://lib.ulsu.ru/MegaPro/Download/MObject/11614>. - Режим доступа: ЭБС УлГУ. - Текст :электронный.


AGREED:

Leading specialist Стадольникова /  / 2024_

The position of the worker scientific library Full name

signature

date

Russian Ministry of Science and Higher Education Ulyanovsk State University	Form	
F-Working Discipline Program		

Appendix 2

1. *Electronic library systems:*

1.1. Цифровой образовательный ресурс IPRsmart : электронно-библиотечная система : сайт / ООО Компания «Ай Пи Ар Медиа». - Саратов, [2024]. – URL: <http://www.iprbookshop.ru>. – Режим доступа: для зарегистрир. пользователей. - Текст : электронный.

1.2. Образовательная платформа ЮРАЙТ : образовательный ресурс, электронная библиотека : сайт / ООО Электронное издательство «ЮРАЙТ». – Москва, [2024]. - URL: <https://urait.ru> . – Режим доступа: для зарегистрир. пользователей. - Текст : электронный.

1.3. База данных «Электронная библиотека технического ВУЗа (ЭБС «Консультант студента») : электронно-библиотечная система : сайт / ООО «Политехресурс». – Москва, [2024]. – URL: <https://www.studentlibrary.ru/cgi-bin/mb4x>. – Режим доступа: для зарегистрир. пользователей. – Текст : электронный.

1.4. Консультант врача. Электронная медицинская библиотека : база данных : сайт / ООО «Высшая школа организации и управления здравоохранением-Комплексный медицинский консалтинг». – Москва, [2024]. – URL: <https://www.rosmedlib.ru>. – Режим доступа: для зарегистрир. пользователей. – Текст : электронный.

1.5. Большая медицинская библиотека : электронно-библиотечная система : сайт / ООО «Букап». – Томск, [2024]. – URL: <https://www.books-up.ru/ru/library/> . – Режим доступа: для зарегистрир. пользователей. – Текст : электронный.

1.6. ЭБС Лань : электронно-библиотечная система : сайт / ООО ЭБС «Лань». – Санкт-Петербург, [2024]. – URL: <https://e.lanbook.com>. – Режим доступа: для зарегистрир. пользователей. – Текст : электронный.

1.7. ЭБС Znanium.com : электронно-библиотечная система : сайт / ООО «Знаниум». - Москва, [2024]. - URL: <http://znanium.com> . – Режим доступа : для зарегистрир. пользователей. - Текст : электронный.

2. КонсультантПлюс [Электронный ресурс]: справочная правовая система. / ООО «Консультант Плюс» - Электрон. дан. - Москва : КонсультантПлюс, [2024].

3. eLIBRARY.RU: научная электронная библиотека : сайт / ООО «Научная Электронная Библиотека». – Москва, [2024]. – URL: <http://elibrary.ru>. – Режим доступа : для авториз. пользователей. – Текст : электронный

4. Федеральная государственная информационная система «Национальная электронная библиотека» : электронная библиотека : сайт / ФГБУ РГБ. – Москва, [2024]. – URL: <https://нэб.рф>. – Режим доступа : для пользователей научной библиотеки. – Текст : электронный.

5. Российское образование : федеральный портал / учредитель ФГАУ «ФИЦТО». – URL: <http://www.edu.ru>. – Текст : электронный.

6. Электронная библиотечная система УлГУ : модуль «Электронная библиотека» АБИС Мега-ПРО / ООО «Дата Экспресс». – URL: <http://lib.ulsu.ru/MegaPro/Web>. – Режим доступа : для пользователей научной библиотеки. – Текст : электронный.